

# SLIGHT

IP44.DE CATALOGUE

2025

slightly different



**S**light®  
slightly different





wall	6
ceiling	106
ground	136
connect	244
portable	264
solar + solar join	348



# wall

como	60
como down	64
cut	66
cut control	72
cut down	70
dia	40
dia F	44
eye	8
eye control	14
eye down	12
gap Q	96
gap X	98
gap Y	100
gic	46
gic number	52
iem.2	16
iem.2 down	20
intro	80
las.2	24
li.2	28
lisc	118
lisc number	101
luci	32
luci control	38
luci down	36
pip	102
scap	74
scap down	78
slat	54
slat one	58
stic	88
stic control	92

eye





# eye

Catches the eye in a positive way: Eye functions as an up- and downlight, enhancing any façade and standing out with its elegant black reflector. The Eye product family is complemented by the Eye Control version with a motion detector and the downlight Eye Down.



270 BK  
BUGFRIENDLY



DALI-2  
ready



COASTAL  
GRADE



It's worth taking a look at the technical details for eye: IP44, DE's innovative locking technology together with a wall bracket made of a special alloy make the luminaire extraordinarily corrosion-resistant.



**eye** Design:KlausNolting

light technology:  
230V Power LED  
2700 K  
L70/50.000 h

reflector:black

dimmable viatrailing edge dimmer  
with integrated DALI-2 phase dimmer as an option

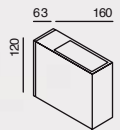
installation:  
2x cable entry point; connection terminal 3x 1,5mm²



material:  
aluminium die-casting powder-coated  
+ safety glass clear

protection class: IP65

This product contains a light source of  
energy efficiency class F

light direction:



colour	item no.	system performance
 anthracite RAL 7016	93160-AN 93160-AN-DR . DALI-2 ready	12W/630 lm
 deep black RAL 9005	93160-BL 93160-BL-DR . DALI-2 ready	12W/630 lm

+related products . eye control . eye down

size in mm

# eye down

eye is a simple, attractive luminaire with a black reflector, and is a real treat for the eyes. The version as a dark sky-compliant downlight plays with the façade, but not with the night sky.



270 DK  
BUG FRIENDLY



DARKSKY



DALI-2  
ready



COASTAL  
GRADE



Another new feature: IP44. DE's clever locking technology and the wall bracket made of a special alloy, a combination that results in eye down being extraordinarily corrosion-resistant.



## eye down Design: Klaus Nolting

light technology:  
230V Power LED  
2700 K  
L70/50.000 h

reflector: black

dimmable viatrailig edge dimmer  
with integrated DALI-2 phase dimmer as an option

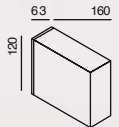
installation:  
2x cable entry point; connection terminal 3x 1,5mm<sup>2</sup>



material:  
aluminium die-casting powder-coated  
+ safety glass clear

protection class: IP65

This product contains a light source of  
energy efficiency class F

light direction:  
•



colour		item no.	system performance
	anthracite RAL 7016	93162-AN 93162-AN-DR . DALI-2 ready	6 W / 315 lm
	deep black RAL 9005	93162-BL 93162-BL-DR . DALI-2 ready	6 W / 315 lm

+ related products . eye . eye control

size in mm

# eye control

eye control is the version with motion detector and keeps a watchful eye on each particular setting. It's worth taking a look at the technical details for the up and downlight: IP44. DE's innovative locking technology together with a wall bracket made of a special alloy makes the luminaire extra-ordinarily corrosion-resistant.



270 DK  
BUGFRIENDLY



COASTAL  
GRADE



Twilight setting  
between 3-1000 lux + time  
setting between 5 sec. and  
8 min. variably adjustable.



## eye control Design:KlausNolting

light technology:  
230V Power LED  
270 0 K  
L70/50.000 h

reflector:black

integrated motion detector:  
detection range 120°  
time setting 5 sec.- 8 min.  
twilight setting 3-1000 lux  
range 9 m

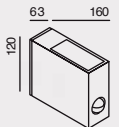
installation:  
2x cable entry point;connection terminal 4x 1,5mm²



material:  
aluminium die-casting powder-coated  
+ safety glassclear

protection class:IP65

This product contains a light source of  
energy efficiency class F

light direction:



colour		item no.	system performance
	anthracite RAL 7016	93161-AN	12W/630 lm
	deep black RAL 9005	93161-BL	12W/630 lm

+ related products . eye . eye down

size in mm

iem.2





# iem.2

Some wall luminaires stand out by making a great design statement. And there are others that simply do an excellent job. Reliably, efficiently and as a combined up and downlight. Welcome, iem.2!



Z70 IK  
BUGFRIENDLY



DALI-2  
ready



COASTAL-  
GRADE



Another new feature: IP44.DE's clever locking technology and the wall bracket made of a special alloy, a combination that results in iem.2 being extraordinarily corrosion-resistant.

## iem.2 Design:IP44.DE

light technology:  
230V Power LED  
2700 K  
L70/50.000 h

reflector:flood + black .beam angle 38°

dimnable viatrailing edge dimmer  
with integrated DALI-2 phase dimmer as an option

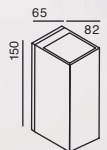
installation:  
2x cable entry point;connection terminal 3x 1,5mm²

material:  
aluminium die-casting powder-coated  
+ safety glass clear

protection class:IP65

This product contains a light source of  
energy efficiency class F

light direction:



colour	item no.	system performance
 anthracite RAL 7016	92282-AN 92282-AN-DR . DALI-2 ready	16 W/638 lm
 deep black RAL 9005	92282-BL 92282-BL-DR . DALI-2 ready	16 W/638 lm

+ related products . iem.2 down

size in mm

# iem.2 down





# iem.2 down

"An efficient all-rounder also for projects that focus on state-of-the-art lighting technology and maximum cost efficiency." As a pure downlight, iem.2 down is the perfect complement to iem.2!



270 OK  
BUGFRIENDLY



DARKSKY



DALI-2  
ready



COASTAL  
GRADE



IP44. DE'sinnovative locking technology together with a wall bracket made of a special alloy make the luminaire extraordinarily corrosion-resistant.

## iem.2 down Design:IP44.DE

light technology:  
230V Power LED  
2700 K  
L70/50.000 h

reflector:flood + black .beam angle 38°

dimmable viatrailing edge dimmer  
with integrated DALI-2 phase dimmer as an option

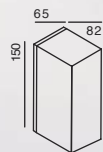
installation:  
2x cable entry point;connection terminal 3x 1,5mm²



material:  
aluminium die-casting powder-coated  
+ safety glassclear

protection class:IP65

This product contains a light source of  
energy efficiency class F

light direction:



colour		item no.	system performance
	anthracite RAL 7016	92283-AN 92283-AN-DR . DALI-2 ready	8 W/319 lm
	deep black RAL 9005	92283-BL 92283-BL-DR . DALI-2 ready	8 W/319 lm

+ Related products . iem.2

size in mm

las.2





# las.2

It's hard to say what's more appealing: las.2's round shape that reminds some people of an astronaut's helmet? The cap of smoke-coloured glass? Or the light that is scattered downwards by a diffusor? All we can say for sure is that our latest wall luminaire has an all-round appeal.



2700K  
BUGFRIENDLY



DALI-2  
ready





**las.2** Design:KlausNolting

light technology:  
230V Power LED  
2700K  
L70/50.000 h

dimmable viat railing edge dimmer  
with integrated DALI-2 phase dimmer as an option

installation:  
2x cable entry point; connection terminal 3x2,5mm<sup>2</sup>


material:  
aluminium die-casting powder-coated  
+ smoke-coloured glass

protection class:IP65

This product contains a light source of  
energy efficiency class G

light direction:



colour	item no.	system performance
 deep black RAL 9005	93155-BL 93155-BL-DR . DALI-2 ready	6 W/ 115lm

size in mm

li.2





# li.2

li.2 has many features: an integrated reflector that pools the light vertically toward the ground. A front stripe of clear smoke-coloured glass that sets lighting accents. An elegant shape. All in all, an intelligent, discreet luminaire!



270 0K  
BUGFRIENDLY





## li.2 Design:KlausNolting

light technology:  
230V Power LED  
270 0 K  
L70/50.000 h

dimmable viatrailing edge dimmer

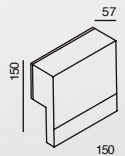
installation:  
2x cable entry point;connection terminal 3x 1,5mm²

material:  
aluminium die-casting powder-coated  
+ clear smoke-coloured glass  
+ safety glasssatinated

protection class:IP65

This product contains a light source of  
energy efficiency class F

light direction:



Farbe  
colour

Art.-Nr.  
item no.

Systemleistung  
system performance



anthracite  
RAL 7016

93125-AN

8 W/ 106 lm



deep black  
RAL 9005

93125-BL

8 W/ 106 lm

+ Related products .li.4

size in mm

# luci





# luci

luci is a remake of a popular IP44.DE classic luminaire. New features include the highly efficient LED technology, while preserving the characteristically shaped form and high-quality glass lenses which give luci its clearly contoured light. The product family luci is complemented by the luci control with motion detector and the downlight luci down.



Thanks to the IP44.DE's clever locking technology and the wall bracket made of a special alloy, luci is extraordinarily corrosion-resistant.



**luci** Design: Klaus Nolting

light technology:  
230V Power LED  
2700 K  
L70/50.000 h

reflector: black

dimmable via trailing edge dimmer  
with integrated DALI-2 phase dimmer as an option

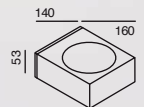
installation:  
2x cable entry point; connection terminal 3x 2,5 mm<sup>2</sup>

material:  
aluminium die-casting powder-coated + glass lens

protection class: IP65

This product contains a light source of  
energy efficiency class F

light direction:



colour

item no.

system performance



anthracite  
RAL 7016

93150-AN  
93150-AN-DR . DALI-2 ready

12W/ 720 lm



deep black  
RAL 9005

93150-BL  
93150-BL-DR . DALI-2 ready

12W/ 720 lm

+ Related products . luci control . luci down

size in mm

# luci down

Clear shape, unembellished design: that's luci.  
Now also available as dark sky-compliant downlight.



Another new feature: IP44, DE's clever locking technology and the wall bracket made of a special alloy, a combination that results in luci down being extraordinarily corrosion-resistant.



## luci down Design: Klaus Nolting

light technology:  
230V Power LED  
2700 K  
L70/50.000 h

reflector: black

dimmable via trailing edge dimmer  
with integrated DALI-2 phase dimmer as an option

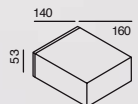
installation:  
2x cable entry point; connection terminal 3x2,5 mm<sup>2</sup>



material:  
aluminium die-casting powder-coated + glass lens

protection class: IP65

This product contains a light source of  
energy efficiency class F

light direction:



colour	item no.	system performance
 anthracite RAL 7016	93152-AN 93152-AN-DR . DALI-2 ready	6 W/ 360 lm
 deep black RAL 9005	93152-BL 93152-BL-DR . DALI-2 ready	6 W/ 360 lm

+ Related products .luci .luci control

size in mm

# luci control

The integrated motion detector activates luci control of its own accord when brightness is needed. luci impresses with its characteristically shaped form and high-quality glass lenses which give luci its clearly contoured light.



270 DK  
BUG FRIENDLY



COASTAL  
GRADE



Fitted with IP44.DE's clever locking technology and the wall bracket made of a special alloy. Thanks to this, luci control is extraordinarily corrosion-resistant.



## luci control Design:KlausNolting

light technology:  
230V Power LED  
2700 K  
L70/50.000 h

reflector:black

integrated motion detector:  
detection range 120°  
time setting 5 sec.- 8 min.  
twilight setting 3-1000 lux  
range 9 m

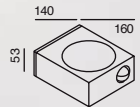
installation:  
2x cable entry point;connection terminal 4x 2,5 mm<sup>2</sup>



material:  
aluminium die-casting powder-coated + glasslens

protection class:IP65

This product contains a light source of  
energy efficiency class F

light direction:



colour		item no.	system performance
	anthracite RAL 7016	93151-AN	12W/ 720 lm
	deep black RAL 9005	93151-BL	12W/ 720 lm

+ Related products - luci . luci down

size in mm

dia





# dia

The special feature of this modern interpretation of a traditional lantern is the way it combines a straight-line aluminium die-casting frame with a blown glass body. Unmistakable with the profiled, reflecting acrylic rod that seems to float in the smoke-coloured glass.



270 0K  
BUGFRIENDLY



reddot award  
winner 2019





**dia** Design: Sebastian David Büscher

light technology:  
230V Power LED  
2700 K  
L70/50.000 h

dimmable via trailing edge dimmer

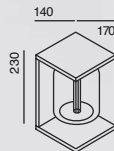
installation:  
2x cable entry point; connection terminal 3x 1,5mm<sup>2</sup>

material:  
aluminium die-casting powder-coated  
+ smoke-coloured glass

protection class: IP65

This product contains a light source of  
energy efficiency class G

light direction:



colour

item no.

system performance



anthracite  
RAL 7016

91250-AN

6 W/88 lm



deep black  
RAL 9005

91250-BL

6 W/88 lm

+ verwandte Produkte related products . dia F . dia poller

size in mm

# dia F

Less is more, as the saying goes, and dia F is a rather brilliant way of confirming this idiom. By managing without a cover underneath, dia F produces a generous 180° of light on every façade. By the way, dia F is a perfect addition to the dia poller luminaire, which makes it ideal for projecting.





## dia F Design:Sebastian David Büscher

light technology:  
230V Power LED  
2700 K  
L70/50.000 h

dimmable viatrailing edge dimmer

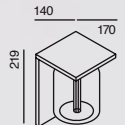
installation:  
2x cable entry point;connection terminal 3x 1,5mm²

material:  
aluminium die-casting powder-coated  
+ smoke-coloured glass

protection class:IP65

This product contains a light source of  
energy efficiency class F

light direction:



colour

item no.

system performance



anthracite  
RAL 7016

91251-AN

6 W/ 118lm



deep black  
RAL 9005

91251-BL

6 W/ 118lm

+Related products . dia . dia poller

size in mm

gic





# gic

One base. Three surfaces. Seven totally different covers: gic offers virtually countless creative possibilities. The elegant body (available in the colours anthracite, pure white or deep black) comes with an individual accent surface that gives every luminaire its own personal shade.



2700 K  
BUG FRIENDLY



DARKSKY



anthracite + anthracite



# gic



pure white + brassbrushed



deep black + stainless steel polished



deep black + deep black



anthracite + stainless steel brushed

# gic Design:KlausNolting

light technology:  
230V Power LED  
270 0K  
L70/50.000 h

dimmmable viatrailing edge dimmer

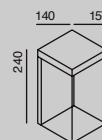
installation:  
2x cable entry point;connection terminal 3x 1,5mm²

material:  
aluminium die-casting powder-coated + glasssatined

protection class:IP65





This product contains a light source of  
energy efficiency class F

light direction:



	colour	item no.	system performance
gic base		anthracite RAL 7016	93250-AN 8 W/240 lm
		pure white RAL 9016	93250-WH 8 W/240 lm
		deep black RAL 9005	93250-BL 8 W/240 lm

### Required accessory

	colour	item no.	material
gic cover		anthracite RAL 7016	93250-C-AN stainless steel powder-coated
		pure white RAL 9016	93250-C-WH stainless steel powder-coated
		deep black RAL 9005	93250-C-BL stainless steel powder-coated
		brass polished	93250-CB-PO brass polished
		brass brushed	93250-CB-BR brass brushed
		stainless steel polished	93250-CS-PO stainless steel polished
		stainless steel brushed	93250-CS-BR stainless steel brushed

+ Related products . gic number

size in mm

# gic number

gic number gives stylish guidance in both meanings of the word: as a discreet luminaire, it reliably shows the way in the dark. And the individualised house number shows postmen, delivery men and other visitors that they've come to the right place.



270 0K  
BUGFRIENDLY



DARKSKY



anthracite + anthracite

# gic number Design: Klaus Nolting

light technology:  
230V Power LED  
2700 K  
L70/50.000 h

dimmmable viatrailing edge dimmer

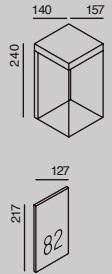
installation:  
2x cable entry point; connection terminal 3x 1,5mm²


material:  
aluminium die-casting powder-coated + glassssatinated

protection class: IP65

This product contains a light source of  
energy efficiency class F

light direction:



	colour	item no.	system performance
gic base		anthracite RAL 7016	93250-AN 8 W/240 lm
		pure white RAL 9016	93250-WH 8 W/240 lm
		deep black RAL 9005	93250-BL 8 W/240 lm

## Required accessory

	colour	item no.	material
max. 3 digits foil laminated, light grey (for: AN + BL) resp. medium grey (for other colours)			
gic cover number		anthracite RAL 7016	93250-C-NO-AN stainless steel powder-coated
		pure white RAL 9016	93250-C-NO-WH stainless steel powder-coated
		deep black RAL 9005	93250-C-NO-BL stainless steel powder-coated
		brass polished	93250-CB-NO-PO brass polished
		brass brushed	93250-CB-NO-BR brass brushed
		stainless steel polished	93250-CS-NO-PO stainless steel polished
		stainless steel brushed	93250-CS-NO-BR stainless steel brushed

+ Related products .gic

size in mm

# slat





# slat

slat adapts elegantly to the specific lighting situation, with two fully variable, by 240° independently rotating wallwashers. A genuine lighting tool for every façade!



270 BK  
BUGFRIENDLY



DESIGN  
AWARD  
2017



reddot award 2017  
winner





## slat Design:KlausNotling

light technology:  
230V Power LED  
2700 K  
L70/50.000 h

dimmable viatrailing edge dimmer

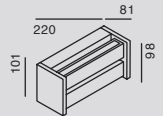
installation:  
2x cable entry point;connection terminal 3x 1,5mm<sup>2</sup>

material:  
aluminium die-casting powder-coated  
+ Sicherheitsglassatiniert

protection class:IP65

This product contains a light source of  
energy efficiency class G

light direction:



colour		item no.	system performance
	anthracite RAL 7016	91130-27-AN	16 W/675 lm
	cool brown	91130-27-CB	16 W/675 lm
	space grey	91130-27-SG	16 W/675 lm
	pure white RAL 9016	91130-27-WH	16 W/675 lm
	deep black RAL 9005	91130-27-BL	16 W/675 lm

+ Related products . slat one . slat ceiling . slat poller . slat spike


size in mm

# slat one

slat's little sister with one single swivelling light bar supplements the product family to offer the perfect solution for every design idea. slat one is also ideal for low-level use where it puts steps or paths, for example, in the best possible light.



270 0K  
BUGFRIENDLY





## slatone Design: Klaus Nolting

light technology:  
230V Power LED  
2700 K  
L70/50.000 h

dimmable viatrailing edge dimmer

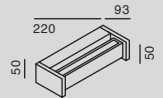
installation:  
1xcable entry point;connection terminal 3x1,5mm<sup>2</sup>

material:  
aluminium die-casting powder-coated  
+ Sicherheitsglassatiniert

protection class:IP65

This product contains a light source of  
energy efficiency class G

light direction:



colour		item no.	system performance
	anthracite RAL 7016	91131-27-AN	8 W/ 280 lm
	cool brown	91131-27-CB	8 W/ 280 lm
	space grey	91131-27-SG	8 W/ 280 lm
	pure white RAL 9016	91131-27-WH	8 W/ 280 lm
	deep black RAL 9005	91131-27-BL	8 W/ 280 lm

+ Related products . slat . slat ceiling . slat poller . slat spike

size in mm

como





# como

The body is casted from aluminium. The heart consists of our proven LED technology. The light falls with a clear focus thanks to a top quality optical lens. What more does an outside luminaire want?



Z10 DK  
BUG-FRIENDLY



product of  
design  
award

2011



reddot design award  
winner 2010



DESIGN **PLUS**



# como down

Clear design language and a filigree appearance combined in a casted aluminium body. The luminaire is fitted with state-of-the-art LED technology and can be used as downlight. The perfect addition to the luminaire como.



2700 K  
BUG FRIENDLY



DARKSKY



product  
design  
award

2011



reddot design award  
winner 2010



DESIGN **PLUS**

## COMO Design:IP44.DE

light technology:  
230V Power LED  
2700 K  
L70/50.000 h

dimmable viatrailing edge dimmer

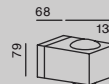
installation:  
1xcable entry point;connection terminal 3x1,5mm<sup>2</sup>

material:  
aluminium die-casting powder-coated + glasslens

protection class:IP65

Thisproduct containsa light source of  
energy efficiency class G

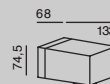
light direction:  
como . como down



colour		item no.	system performance
	anthracite RAL 7016	92180-27-AN	12W/ 553 lm
	cool brown	92180-27-CB	12W/ 553 lm
	space grey	92180-27-SG	12W/ 553 lm
	pure white RAL 9016	92180-27-WH	12W/ 553 lm
	deep black RAL 9005	92180-27-BL	12W/ 553 lm

## como down

colour		item no.	system performance
	anthracite RAL 7016	92181-27-AN	6 W/ 276 lm
	cool brown	92181-27-CB	6 W/ 276 lm
	space grey	92181-27-SG	6 W/ 276 lm
	pure white RAL 9016	92181-27-WH	6 W/ 276 lm
	deep black RAL 9005	92181-27-BL	6 W/ 276 lm



+ Related products . como poller

size in mm

cut





# cut

Contemporary. Consistent. Contoured. cut is a clear architectural statement and a highlight for every façade. As a classic up and downlight, it provides pleasantly accentuated light.



Z10 BK  
BUGFRIENDLY



DALI-2  
ready





## cut Design:IP44.DE

light technology:  
230V Power LED  
2700 K  
L70/50.000 h

reflector:flood

dimmable via trailing edge dimmer  
with integrated DALI-2 phase dimmer as an option

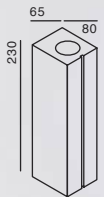
installation:  
2x cable entry point; connection terminal 3x 1,5mm<sup>2</sup>


material:  
aluminium die-casting powder-coated  
+ safety glass clear

protection class:IP65

This product contains a light source of  
energy efficiency class G

light direction:



colour		item no.	system performance
	anthracite RAL 7016	91191-27-AN 91191-27-AN-DR. DALI-2 ready	16 W/ 1118lm
	cool brown	91191-27-CB 91191-27-CB-DR. DALI-2 ready	16 W/ 1118lm
	space grey	91191-27-SG 91191-27-SG-DR. DALI-2 ready	16 W/ 1118lm
	pure white RAL 9016	91191-27-WH 91191-27-WH-DR. DALI-2 ready	16 W/ 1118lm
	deep black RAL 9005	91191-27-BL 91191-27-BL-DR. DALI-2 ready	16 W/ 1118lm

+ Related products . cut control . cut down . cut poller . cut poller control

size in mm

# cut down

We don't do things by halves with cut down, but we do offer half the size: as a pure downlight, cut's little sister combines a compact shape with a clearly focussed light.



2700K  
BUGFRIENDLY



DARKSKY



DALI-2  
ready





## cut down Design:IP44.DE

light technology:  
230V Power LED  
2700 K  
L70/50.000 h

reflector:flood

dimmmable viatrailing edge dimmer  
with integrated DALI-2 phase dimmer as an option

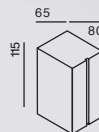
installation:  
2x cable entry point; connection terminal 3x 1,5mm<sup>2</sup>






material:  
aluminium die-casting powder-coated  
+ safety glassclear

protection class:IP65

This product contains a light source of  
energy efficiency class G

light direction:



Farbe colour		Art.-Nr. item no.	Systemleistung system performance
	anthracite RAL 7016	91192-AN 91192-AN-DR . DALI-2 ready	8 W/ 559 lm
	cool brown	91192-CB 91192-CB-DR . DALI-2 ready	8 W/ 559 lm
	space grey	91192-SG 91192-SG-DR . DALI-2 ready	8 W/ 559 lm
	pure white RAL 9016	91192-WH 91192-WH-DR . DALI-2 ready	8 W/ 559 lm
	deep black RAL 9005	91192-BL 91192-BL-DR . DALI-2 ready	8 W/ 559 lm

+ Related products . cut . cut control . cut poller . cut poller control

size in mm

# cut control

A luminaire offering security and aesthetics all in one: cut control features an integrated motion detector and has the same proportions as the cut up and downlight for a perfect pairing.



Z10 BK  
BUGFRIENDLY



Twilight setting between  
10-2000 lux + time setting between  
5 sec. and 8 min. variably adjustable.



## cut control Design:IP44.DE

light technology:  
230V Power LED  
2700 K  
L70/50.000 h

reflector:flood

integrated motion detector:  
detection range 120°  
time setting 5 sec.- 8 min.  
twilight setting 10-2000 lux  
range 9 m

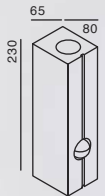
installation:  
2x cable entry point;connection terminal 4x 1,5mm²

material:  
aluminium die-casting powder-coated  
+ safety glassclear

protection class:IP44

This product contains a light source of  
energy efficiency class G

light direction:



colour		item no.	system performance
	anthracite RAL 7016	91190-27-AN	16 W/ 1118lm
	cool brown	91190-27-CB	16 W/ 1118lm
	space grey	91190-27-SG	16 W/ 1118lm
	pure white RAL 9016	91190-27-WH	16 W/ 1118lm
	deep black RAL 9005	91190-27-BL	16 W/ 1118lm

+ Related products . cut . cut down . cut poller . cut poller control

size in mm

scap





# scap

A design classic in a new version: if the shape seems familiar to some people, that is because scap is one of the classic products in the IP44, DE range. Our up & downlight is fitted with state-of-the-art lighting technology; at the same time, we have gently streamlined the silhouette to bring it up to date.



270 0K  
BUGFRIENDLY





**scap** Design:IP44.DE

light technology:  
230V Power LED  
270 0 K  
L70/50.000 h

reflector:flood

dimmmable viatrailing edge dimmer

installation:  
2x cable entry point;connection terminal 3x 1,5mm<sup>2</sup>

material:  
aluminium die-casting powder-coated  
+ safety glassclear

protection class:IP65

Thisproduct containsa light sourceof  
energy efficiency classG

light direction:



colour		item no.	system performance
	anthracite RAL 7016	92271-AN	16 W/ 90 6 lm
	cool brown	92271-CB	16 W/ 90 6 lm
	space grey	92271-SG	16 W/ 90 6 lm
	pure white RAL 9016	92271-WH	16 W/ 90 6 lm
	deep black RAL 9005	92271-BL	16 W/ 90 6 lm

+ Related products . scap down

Größe in mm  
size in mm

# scap down

They say you have to change to remain true to yourself, and scap down gives impressive confirmation of this rule. When used as downlight, it works great in combination with our classic scap.



270 0K  
BUGFRIENDLY



DARKSKY





## scapdown Design:IP44.DE

light technology:  
230V Power LED  
270 0K  
L70/50.000 h

reflector:flood

dimmmable viatrailing edge dimmer

installation:  
1xcable entry point;connection terminal 3x1,5mm<sup>2</sup>



material:  
aluminium die-casting powder-coated  
+ safety glassclear

protection class:IP65

Thisproduct containsa light source of  
energy efficiency classG

light direction:



colour		Art.-Nr. item no.	system performance
	anthracite RAL 7016	92272-AN	8 W/453 lm
	cool brown	92272-CB	8 W/453 lm
	space grey	92272-SG	8 W/453 lm
	pure white RAL 9016	92272-WH	8 W/453 lm
	deep black RAL 9005	92272-BL	8 W/453 lm

+ Related products . scap

size in mm

intro





# intro

They say that simple is always difficult, but intro is the most convincing counter-argument: a truly appealing cube with rounded edges, fitted with state-of-the-art LED technology.



270 DK  
BUGFRIENDLY





## intro Design:IP44.DE

light technology:  
230V Power LED  
2700 K  
L70/50.000 h

dimmmable viatrailring edge dimmer

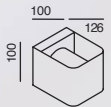
installation:  
2x cable entry point;connection terminal 3x 1,5mm²

material:  
aluminium die-casting powder-coated  
+ borosilicate glassstained

protection class:IP65

This product contains a light source of  
energy efficiency class G

light direction:



colour		item no.	system performance
	anthracite RAL 7016	92491-27-AN	15 W/451lm
	cool brown	92491-27-CB	15 W/451lm
	space grey	92491-27-SG	15 W/451lm
	pure white RAL 9016	92491-27-WH	15 W/451lm
	deep black RAL 9005	92491-27-BL	15 W/451lm

size in mm

lisc





# lisc

"Less is more" – our lisc translates this design concept into a classically reduced super-flat wall and ceiling luminaire. The thick-walled glass is opal-white on the inside and underlines the high quality of the luminaire.



270 0K  
BUGFRIENDLY



DALI-2  
ready





The wall luminaire lisc number features up to three numbers as an elegant, discreet house number light.

## lisc Design: Klaus Nolting

light technology:  
230V Power LED  
2700 K  
L70/50.000 h

dimmmable via trailing edge dimmer  
with integrated DALI-2 phase dimmer as an option

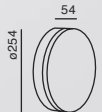
installation:  
2x cable entry point; connection terminal 3x 1,5mm<sup>2</sup>



material:  
aluminium die-casting powder-coated  
+ crystal glass, opal-white inside

protection class: IP65



This product contains a light source of  
energy efficiency class G

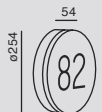
light direction:



colour	item no.	system performance
 anthracite RAL 7016	91210-AN 91210-AN-DR . DALI-2 ready	14 W/ 815 lm
 pure white RAL 9016	91210-WH 91210-WH-DR . DALI-2 ready	14 W/ 815 lm

## lisc number

colour	item no.	system performance
max. 3 digits foil laminated, medium grey		
 anthracite RAL 7016	91210-NO-AN 91210-NO-AN-DR . DALI-2 ready	14 W/ 815 lm
 pure white RAL 9016	91210-NO-WH 91210-NO-WH-DR . DALI-2 ready	14 W/ 815 lm



+ Related products . lisc ceiling

size in mm

# stic





# stic

If you want to put nature or architecture in the best light, you can't avoid stic. Designed originally as a pure ground spotlight, it has now been fitted with a bracket and swivel joint for mounting to the wall, ceiling or floor – wherever there is a need for both brilliant and focused light.



270 0K  
BUGFRIENDLY



The luminaire head can be turned and swiveled.



## stic Design: Klaus Nolting

light technology:  
230V Power LED  
2700 K  
L70/50.000 h

reflector: flood

dimmable viatrail edge dimmer

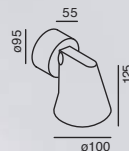
installation:  
2x cable entry point; connection terminal 3x 1,5mm<sup>2</sup>

material:  
aluminium die-casting powder-coated  
+ Sicherheitsglas clear  
bracket: stainless steel powder-coated

protection class: IP65

This product contains a light source of  
energy efficiency class G

light direction:



colour	item no.	system performance
 anthracite RAL 7016	91760-AN	8 W/ 559 lm
 cool brown	91760-CB	8 W/ 559 lm
 pure white RAL 9016	91760-WH	8 W/ 559 lm
 deep black RAL 9005	91760-BL	8 W/ 559 lm

+ Related products . stic ceiling . stic control . stic ground . stic spike

size in mm

# stic control

Motion-activated: a motion detector that is as precise as it is discreet activates stic when light is needed and deactivates it as soon as it is no longer required.



270 BK  
BUG-FRIENDLY



Twilight setting between  
10-2000 lux + time setting between  
5 sec. and 8 min. variably adjustable.

The luminaire head can be turned and swiveled.



## stic control Design:KlausNotling

light technology:  
230V Power LED  
2700 K  
L70/50.000 h

reflector:flood

integrated motion detector:  
detection range 120°  
time setting 5 sec.- 8 min.  
twilight setting 10-2000 lux  
range 9 m

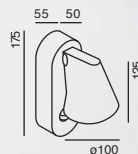
installation:  
2x cable entry point;connection terminal 4x 1,5mm²

material:  
aluminium die-casting powder-coated  
+ safety glassclear

protection class:IP44

This product contains a light source of  
energy efficiency class G

light direction:



colour		item no.	system performance
	anthracite RAL 7016	91761-AN	8 W/ 559 lm
	cool brown	91761-CB	8 W/ 559 lm
	pure white RAL 9016	91761-WH	8 W/ 559 lm
	deep black RAL 9005	91761-BL	8 W/ 559 lm

+ Related products . stic ground . stic spike

size in mm

gap





# gap Q

gap Q is a real bright spot whose cubic shape creates a completely new setting for the surroundings of every building. The square format of the gap Q is undirectional, cubic and calm and so creates a harmonious appearance.





## gap Q Design: Klaus Nolting

light technology:  
230V Power LED  
2700 K  
L70/50.000 h

dimmable viatrailing edge dimmer

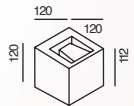
installation:  
2x cable entry point; connection terminal 3x 1,5mm<sup>2</sup>

material:  
aluminium die-casting powder-coated  
+ safety glass sated

protection class: IP65

This product contains a light source of  
energy efficiency class G

light direction:



colour		item no.	system performance
	anthracite RAL 7016	91100-27-Q-AN	12W/ 350 lm
	cool brown	91100-27-Q-CB	12W/ 350 lm
	space grey	91100-27-Q-SG	12W/ 350 lm
	pure white RAL 9016	91100-27-Q-WH	12W/ 350 lm
	deep black RAL 9005	91100-27-Q-BL	12W/ 350 lm

+ Related products . gap X . gap Y

size in mm

# gap X

With its balanced proportions, the gap X meets practically all architectural requirements. The slim, lying format underlines the horizontal plane, with finely coordinated radii creating an attractive flow of lines within the housing.





## gap X Design: Klaus Nolting

light technology:  
230V Power LED  
2700 K  
L70/50.000 h

dimmmable viat railing edge dimmer

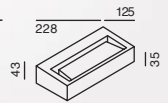
installation:  
2x cable entry point; connection terminal 3x 1,5mm<sup>2</sup>

material:  
aluminium die-casting powder-coated  
+ safety glass sated

protection class: IP65

This product contains a light source of  
energy efficiency class G

light direction:



colour		item no.	system performance
	anthracite RAL 7016	91100-27-X-AN	12W/ 272 lm
	space grey	91100-27-X-SG	12W/ 272 lm
	pure white RAL 9016	91100-27-X-WH	12W/ 272 lm
	deep black RAL 9005	91100-27-X-BL	12W/ 272 lm

+ Related products . gap Q . gap Y

size in mm

# gap Y

The slim-line front view of the gap Y is generated by the flat angles.  
The light output surface is tilted slightly towards the house wall for perfect illumination of the façade.



270 DK  
BUGFRIENDLY



## gap Y Design: Klaus Nolting

light technology:  
230V Power LED  
2700 K  
L70/50.000 h

dimmable viatrailing edge dimmer

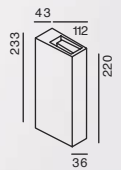
installation:  
2x cable entry point; connection terminal 3x 1,5mm²






material:  
aluminium die-casting powder-coated  
+ safety glassattened

protection class: IP65

This product contains a light source of  
energy efficiency class G

light direction:



Farbe colour		Art.-Nr. item no.	Systemleistung system performance
	anthracite RAL 7016	91100-27-Y-AN	12W/ 270 lm
	cool brown	91100-27-Y-CB	12W/ 270 lm
	space grey	91100-27-Y-SG	12W/ 270 lm
	pure white RAL 9016	91100-27-Y-WH	12W/ 270 lm
	deep black RAL 9005	91100-27-Y-BL	12W/ 270 lm

+ Related products . gap Q . gap X

size in mm

pip





# pip

Pure geometry in a single luminaire: pip's spherical luminaire body is pivot-mounted in the axial plane and seems to hover in the basic cube shape. The flexibility offered by this attractive luminaire puts every object in the best light.





## pip Design:KlausNolting

light technology:  
230V Power LED  
3000K  
L70/50.000 h

dimmmable viatrailing edge dimmer

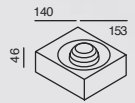
installation:  
1xcable entry point;connection terminal 3x1,5mm<sup>2</sup>

material:  
aluminium die-casting powder-coated  
+ Sicherheitsglassatinert

protection class:IP65

Thisproduct containsa light source of  
energy efficiency class G

light direction:



colour	item no.	system performance
 anthracite RAL 7016	91120-AN	6 W/ 320 lm
 cool brown	91120-CB	6 W/ 320 lm
 space grey	91120-SG	6 W/ 320 lm
 pure white RAL 9016	91120-WH	6 W/ 320 lm

+ Related products . pip poller

size in mm

# ceiling

down.3 R	108
down.3 S	112
lisc	118
pro R	128
pro S	130
slat + slat one	124
stic	120
suq.3	114
up R	132
up S	134

# down.3





# down.3 R

down.3 R is popular as a simple, attractive all-rounder for situations with many units or larger areas. The downlight with a black reflector in cylindrical version is naturally also ideal as a solitary luminaire.



2700 K  
BUG-FRIENDLY



DALI-2  
ready





## down.3 R Design:IP44.DE

light technology:  
230V Power LED  
2700K  
L70/50.000 h

reflector:flood + black

dimmable viatrailing edge dimmer  
with integrated DALI-2phase dimmer asan option

installation:  
1xcable entry point;connection terminal 3x1,5mm<sup>2</sup>




material:  
aluminium die-casting powder-coated  
+ safety glassclear

protection class:IP65

Thisproduct containsa light source of  
energy efficiency class F

light direction:



colour		item no.	system performance
	anthracite RAL 7016	92810-R-AN 92810-R-AN-DR . DALI-2 ready	8 W/319 lm
	pure white RAL 9016	92810-R-WH 92810-R-WH-DR . DALI-2 ready	8 W/319 lm
	deep black RAL 9005	92810-R-BL 92810-R-BL-DR . DALI-2 ready	8 W/319 lm

+ Related products . down.3 S

size in mm

# down.3 S

down.3 S does not compromise in terms of design or functionality. The downlight with a black reflector is ideal as a solitary luminaire, but can also equip larger areas with many units.



2700 K  
BUG FRIENDLY



DALI-2  
ready





## down.3 S Design:IP44.DE

light technology:  
230V Power LED  
2700K  
L70/50.000 h

reflector:flood + black

dimnable viatrailng edge dimmer  
with integrated DALI-2 phase dimmer as an option

installation:  
1xcable entry point;connection terminal 3x1,5mm<sup>2</sup>

material:  
aluminium die-casting powder-coated  
+ safety glassclear

protection class:IP65

This product contains a light source of  
energy efficiency class F

light direction:



colour		item no.	system performance
	anthracite RAL 7016	92810-S-AN 92810-S-AN-DR . DALI-2 ready	8 W/319 lm
	pure white RAL 9016	92810-S-WH 92810-S-WH-DR . DALI-2 ready	8 W/319 lm
	deep black RAL 9005	92810-S-BL 92810-S-BL-DR . DALI-2 ready	8 W/319 lm

+ Related products . down.3 R

size in mm

# SUQ.3





# suq.3

A luminaire that literally goes through the ceiling: suq.3 is the ideal recessed ceiling luminaire, with its minimum structure, glare-reduced architecture and robust high-voltage technology that needs no ballast unit at all.



2700 K  
BUGFRIENDLY





## SUQ.3 Design:IP44.DE

light technology:  
230V Power LED  
2700 K  
L70/50.000 h

dimmable viatrailing edge dimmer

installation:  
1xcable entry point;connection terminal 3x1,5mm<sup>2</sup>



material:  
aluminium die-casting powder-coated  
+ polycarbonate matt

protection class:IP65

This product contains a light source of  
energy efficiency class G

light direction:



colour	item no.	system performance
 white	93800-WH	8 W/340 lm
 black	93800-BL	8 W/340 lm

size in mm

# lisc

As a classically reduced super-flat ceiling luminaire, lisc is a perfect supplement for the wall version. The high quality of the luminaire is emphasised by the thick-walled glass that is opal-white on the inside.



2700 K  
BUG-FRIENDLY



DALI-2  
ready





**lisc** Design:KlausNolting

light technology:  
230V Power LED  
2700 K  
L70/50.000 h

dimmable viatrailing edge dimmer  
with integrated DALI-2 phase dimmer as an option

installation:  
2x cable entry point; connection terminal 3x 1,5mm²

material:  
aluminium die-casting powder-coated  
+ crystal glass, opal-white inside

protection class: IP65

This product contains a light source of  
energy efficiency class G

light direction:



colour		item no.	system performance
	anthracite RAL 7016	91210-AN 91210-AN-DR . DALI-2 ready	14 W/ 815 lm
	pure white RAL 9016	91210-WH 91210-WH-DR . DALI-2 ready	14 W/ 815 lm

+ Related products . lisc wall . lisc number

size in mm

# stic





# stic

If you want to put nature or architecture in the best light, you can't avoid stic. Designed originally as a pure ground spotlight, it has now been fitted with a bracket and swivel joint for mounting to the wall, ceiling or floor - wherever there is a need for both brilliant and focused light.



The luminaire head can be turned and swiveled.



## stic Design:KlausNolting

light technology:  
230V Power LED  
270 0K  
L70/50.000 h

reflector:flood

dimmable viatrailing edge dimmer

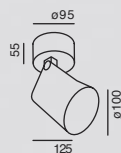
installation:  
2x cable entry point;connection terminal 3x 1,5mm<sup>2</sup>

material:  
head:aluminium die-casting powder-coated  
+ safety glassclear  
bracket:stainlesssteel powder-coated

protection class:IP65

This product contains a light source of  
energy efficiency class G

light direction:



colour	item no.	system performance
 anthracite RAL 7016	91760-AN	8 W/ 559 lm
 cool brown	91760-CB	8 W/ 559 lm
 pure white RAL 9016	91760-WH	8 W/ 559 lm
 deep black RAL 9005	91760-BL	8 W/ 559 lm

+ Related products . stic wall . stic control . stic ground . stic spike

size in mm

# slat + slat one

All good things are known to come from above:slat + slatone move not just on the wall, they also generate quite brilliant light as ceiling luminaires. Its independently by 240° rotating light blades generate a wonderfully homogeneous light.



2700 K  
BUG FRIENDLY



DESIGN  
AWARD  
2017



reddot award 2017  
winner



# slat

Design: Klaus Nolting

light technology:  
230V Power LED  
2700K  
L70/50.000 h

dimmmable viatrailing edge dimmer

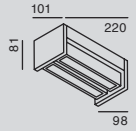
installation:  
slat: 2x cable entry point  
slat one: 1x cable entry point  
connection terminal 3x 1,5mm<sup>2</sup>






material:  
aluminium die-casting powder-coated  
+ safety glass sated

protection class: IP65

This product contains a light source of  
energy efficiency class G

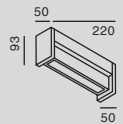
light direction:



colour		item no.	system performance
	anthracite RAL 7016	91130-27-AN	16W/675 lm
	cool brown	91130-27-CB	16W/675 lm
	space grey	91130-27-SG	16W/675 lm
	pure white RAL 9016	91130-27-WH	16W/675 lm
	deep black RAL 9005	91130-27-BL	16W/675 lm

# slat one

colour		item no.	system performance
	anthracite RAL 7016	91131-27-AN	8 W/ 280 lm
	cool brown	91131-27-CB	8 W/ 280 lm
	space grey	91131-27-SG	8 W/ 280 lm
	pure white RAL 9016	91131-27-WH	8 W/ 280 lm
	deep black RAL 9005	91131-27-BL	8 W/ 280 lm



+ Related products . slat wall . slat one wall . slat poller . slat spike

size in mm

pro





# pro R

Spotlight on! Our ceiling spotlight pro R tilts flexibly and variably until every object appears in the very best light.



The classic cylinder becomes a swivelling spotlight. The ultra-pure aluminium reflector is offset inward to create a dynamic effect for the surface-mounted spotlight.



## pro R Design:IP44.DE

light technology:  
230V Power LED  
270 0K  
L70/50.000 h

reflector:flood

dimmable viatrailing edge dimmer

installation:  
2x cable entry point;connection terminal 3x 1,5mm<sup>2</sup>

material:  
aluminium die-casting powder-coated  
+ safety glassclear

protection class:IP65

This product contains a light source of  
energy efficiency class F

light direction:



colour		item no.	system performance
	anthracite RAL 7016	91810-27-R-AN	15 W/ 1099 lm
	space grey	91810-27-R-SG	15 W/ 1099 lm
	pure white RAL 9016	91810-27-R-WH	15 W/ 1099 lm
	deep black RAL 9005	91810-27-R-BL	15 W/ 1099 lm

+ Related products . pro S

size in mm

# pro S

On the one hand pro S is a ceiling luminaire which is simply ideal for outside use. On the other hand it looks so elegant that some people even want to use it inside their own four walls. Whatever, pro S produces brilliant light and creates a good atmosphere all around.



The beautiful cube becomes a swivelling spotlight. The ultra-pure aluminium reflector is offset inwards to create a dynamic effect for the surface-mounted spotlight.



## pro S Design:IP44.DE

light technology:  
230V Power LED  
270 0K  
L70/50.000 h

reflector:flood

dimmable viatrailing edge dimmer

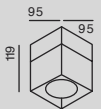
installation:  
2x cable entry point;connection terminal 3x 1,5mm<sup>2</sup>

material:  
aluminium die-casting powder-coated  
+ safety glassclear

protection class:IP65

This product contains a light source of  
energy efficiency class F

light direction:



colour	item no.	system performance
 anthracite RAL 7016	91810-27-S-AN	15 W/ 1099 lm
 space grey	91810-27-S-SG	15 W/ 1099 lm
 pure white RAL 9016	91810-27-S-WH	15 W/ 1099 lm
 deep black RAL 9005	91810-27-S-BL	15 W/ 1099 lm

+ Related products . pro R

size in mm

# up R

Simple cylinder, reliable technology, brilliant light: that's all a perfect ceiling luminaire needs. up R, our downlight for elegant outdoor lighting, focuses on what really matters.



2700 K  
BUGFRIENDLY



DALI-2  
ready





## up R Design:IP44.DE

light technology:  
230V Power LED  
2700 K  
L70/50.000 h

reflector:flood

dimmable viatrailing edge dimmer  
with integrated DALI-2 phase dimmer as an option

installation:  
2x cable entry point; connection terminal 3x 1,5mm<sup>2</sup>

material:  
aluminium die-casting powder-coated  
+ safety glass clear

protection class:IP65

This product contains a light source of  
energy efficiency class G

light direction:



colour		item no.	system performance
	anthracite RAL 7016	91820-R-AN 91820-R-AN-DR . DALI-2 ready	15W/ 978 lm
	space grey	91820-R-SG 91820-R-SG-DR . DALI-2 ready	15W/ 978 lm
	pure white RAL 9016	91820-R-WH 91820-R-WH-DR . DALI-2 ready	15W/ 978 lm
	deep black RAL 9005	91820-R-BL 91820-R-BL-DR . DALI-2 ready	15W/ 978 lm

+ Related products . up S

size in mm

# up S

up-solutely functional is our downlight up Sand therefore the ideal choice for all projects in need of both reduced and reliable outdoor lighting. The reflector of the simply elegant up S floods every room with brilliant, wide-angled light!



2700 K  
BUGFRIENDLY



DALI-2  
ready





## up S Design:IP44.DE

light technology:  
230V Power LED  
270 0K  
L70/50.000 h

reflector:flood

dimmable viatrailing edge dimmer  
with integrated DALI-2 phase dimmer as an option

installation:  
2x cable entry point;connection terminal 3x 1,5mm²

material:  
aluminium die-casting powder-coated  
+ safety glassclear

protection class:IP65

This product contains a light source of  
energy efficiency class G

light direction:



colour		item no.	system performance
	anthracite RAL 7016	91820-S-AN 91820-S-AN-DR . DALI-2 ready	15 W/ 978 lm
	pure white RAL 9016	91820-S-WH 91820-S-WH-DR . DALI-2 ready	15 W/ 978 lm
	deep black RAL 9005	91820-S-BL 91820-S-BL-DR . DALI-2 ready	15 W/ 978 lm

+ Related products . up R

size in mm

# ground

bik.4 base	142
bik.4 spike	140
como poller	212
cut poller	146
cut poller control	150
dia poller	216
in A	234
in S	236
kal	180
li.4	152
lin base	206
lin poller	208
lin spike	210
lix spike	184
mir R poller	226
mir X poller	228
pad	188
piek	156
piek cover	162
piek lettura	164
piek mini	166
piek spot	160
pip poller	230
reed	170
shot	174
slat poller	220
slat spike	192
stic	196
stic spike	200
jack	238
ground accessory	242

# bik.4 spike





# bik.4 spike

Spotlight on! Every garden, every well-designed façade has facets that deserve to be put in the right light. This is where we recommend bik.4 – a substantial spotlight with a top-quality front lens, fitted with 15 watt to provide plenty of power for the all-important front-door setting.



270 0K  
BUGFRIENDLY



330°

Der Leuchtenkopf ist drehbar. The luminaire head can be turned.



## bik.4 spike Design:KlausNolting

light technology:  
230V Power LED  
2700 K  
L70/50.000 h

reflector:flood

dimmmable viatrailing edge dimmer

supply cable:  
3 m luminaire (05RN8-F 3G1,0mm<sup>2</sup>)  
incl.safety plug ready to connect

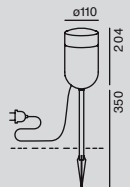
assembly:  
for unpaved bedsand greens  
movable



material:  
head:aluminium die-casting powder-coated + glasslens  
spike:stainlessteel powder-coated

protection class:  
luminaire:IP65 .plug:IP44

Thisproduct containsa light sourceof  
energy efficiency class F

light direction:



colour	item no.	system performance
 anthracite RAL 7016	92086-AN	15W/ 834 lm
 deep black RAL 9005	92086-BL	15W/ 834 lm

+ With Swiss plug as an option . item no. + prices in separate price list + [www.IP44.de](http://www.IP44.de)

+ Connection with IP44.DE connect as an option . details page 258

+ Related products . bik.4 base

size in mm

# bik.4 base





# bik.4 base

bik.4 base with its aluminium body and base of solid aluminium is both robust and flexible at the same time. Its head can be turned through more than 300°. By the way, IP44. DE connect makes it really easy for bik.4 luminaires to be plugged in and connected, and also to change their position in a straightforward process.



2700K  
BUGFRIENDLY



330°

The luminaire head can be turned.



## bik.4 base Design:KlausNolting

light technology:  
230V Power LED  
2700 K  
L70/50.000 h

reflector:flood

dimmmable viatrailing edge dimmer

supply cable:  
3 m luminaire (05RN8-F 3G1,0mm<sup>2</sup>)  
incl.safety plug ready to connect

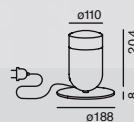
assembly:  
for solid ground  
movable



material:  
head:aluminium die-casting powder-coated + glasslens  
base plate:aluminium powder-coated

protection class:  
luminaire:IP65 .plug:IP44

This product contains a light source of  
energy efficiency class F

light direction:



colour	item no.	system performance
 anthracite RAL 7016	92085-AN	15W/ 834 lm
 deep black RAL 9005	92085-BL	15W/ 834 lm

+ With Swiss plug as an option . item no. + prices in separate price list + [www.IP44.de](http://www.IP44.de)

+ Connection with IP44.DE connect as an option . details page 258

+ Related products . bik.4 spike

size in mm

# cut poller

A photograph of a modern building at dusk. The building features large, dark, rectangular concrete blocks and a prominent overhang. A gravel courtyard is visible in the foreground, and a tree with dark leaves is on the left. The sky is a deep blue, and the overall mood is serene and architectural.



# cut poller

Our simple, attractive wall luminaire cut down now has a genuine unique selling point: in the bollard version it stands all on its own and illuminates the garden or park, ways or paths, wherever attractive light is wanted.



270 0K  
BUGFRIENDLY



DARKSKY



## cut poller Design:IP44.DE

light technology:  
230V Power LED  
2700K  
L70/50.000 h

reflector:flood

dimmmable viatrailing edge dimmer

installation:  
1xcable entry point;cable connector with  
connection terminal 3x 1,5mm<sup>2</sup>  
possibility of connection of severalluminairesby  
star wiring with external earth distribution box

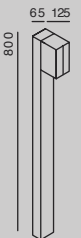
assembly:  
on site foundation or solid ground




material:  
aluminium die-casting powder-coated  
+ safety glassclear

protection class:IP65

Thisproduct containsa light source of  
energy efficiency classF

light direction:



colour		item no.	system performance
	anthracite RAL 7016	91045-AN	8 W/559 lm
	cool brown	91045-CB	8 W/559 lm
	deep black RAL 9005	91045-BL	8 W/559 lm

accessor	article	item no.	
	earth distribution box	55380	Details . Seite page 256
	anchorage unit	55099	Details . Seite page 256

+ Related products . cut . cut control . cut down . cut poller control

size in mm

# cut poller control

A truly path-finding luminaire, in more ways than one: cut poller control shows the way to drives and garden paths. The integrated motion detector ensures this only happens when lighting really is needed. And in view of the fact that cut poller control is a dark sky-compliant luminaire with features including a bugfriendly colour temperature, it not only shows people the way but protects insects at the same time.



Twilight setting between 10  
-2000 lux  
+ time setting between  
5 sec. and 8 min. variably  
adjustable.

## cut poller control Design:IP44.DE

light technology:  
230V Power LED  
270 0K  
L70/50.000 h

reflector:flood

integrated motion detector:  
detection range 140°  
time setting 5 sec.- 8 min.  
twilight setting 10-2000 lux  
range 9 m

installation:  
1xcable entry point;cable connector with  
connection terminal 5x 1,5mm<sup>2</sup>  
possibility of connection of several luminaires by  
star wiring with external earth distribution box

assembly:  
on site foundation or solid ground



material:  
aluminium die-casting powder-coated  
+ safety glass clear

protection class:IP44

This product contains a light source of  
energy efficiency class F

light direction:



colour		item no.	system performance
	anthracite RAL 7016	91046-AN	8 W/ 559 lm
	deep black RAL 9005	91046-BL	8 W/ 559 lm

Zubehör accessory	Artikel article	Art.-Nr. item no.	
	Erd-Abzweigkasten earth distribution box	55380	Details . Seite page 256
	Erdstück anchorage unit	55099	Details . Seite page 256

+ Related products . cut . cut control . cut down . cut poller

size in mm

li.4





# li.4

The attractive shape of a luminaire can soon make you forget its inner values.  
But here too, li.4 scores with a bugfriendly colour temperature of 2700 Kelvin.  
That's what you call attractive!



## li.4 Design: Klaus Nolting

light technology:  
230V Power LED  
2700 K  
L70/50.000 h

dimmmable viatrailing edge dimmer

installation:  
1xcable entry point;cable connector with connection terminal 3x 1,5mm<sup>2</sup>  
possibility of connection of several luminaires by star wiring with external earth distribution box

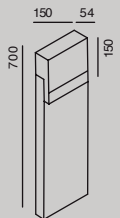
assembly:  
on site foundation or solid ground



material:  
aluminium die-casting powder-coated  
+ clear smoke-coloured glass  
+ safety glass sated

protection class: IP65

This product contains a light source of energy efficiency class F

light direction:



colour		item no.	system performance
	anthracite RAL 7016	91025-AN	8 W/ 106 lm
	deep black RAL 9005	91025-BL	8 W/ 106 lm

accessory	article	item no.	
	earth distribution box	55380	Details . Seite page 256
	anchorage unit	55099	Details . Seite page 256

+ Related products . li.2

size in mm

# piek





# piek

Some outside luminaires produce good light. Others are above all pleasing to look at. Our ground spotlight piek with flood reflector in three different heights, which has won several design awards offers a perfect symbiosis of both: at night it acts as a reliable source, while being a real eye-catcher during the day.



270 0K  
BUGFRIENDLY



connect



180°



product  
design  
award

2010



reddot design award  
winner 2009



Sustainable  
product award  
2011

piek in the heights  
25 cm + 50 cm + 100 cm

**piek** Design:Sebastian David Büscher

light technology:  
230V Power LED  
270 0K  
L70/50.000 h

reflector:flood .beam angle 38°  
dimmable viatrailing edge dimmer

supply cable:  
3 m luminaire (05RN8-F 3G0,75 mm²)  
incl.safety plug ready to connect

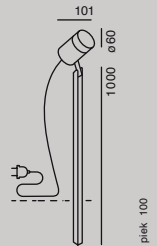
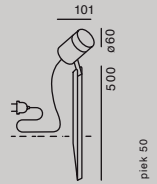
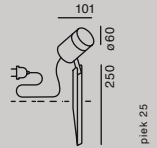
assembly:  
for unpaved bedsand greens  
movable

material:  
head:aluminium die-casting powder-coated + clear glass  
pole:stainlesssteel powder-coated

protection class:  
luminaire:IP65 .plug:IP44

Thisproduct containsa light source of  
energy efficiency class F

light direction:



	colour		item no.	system performance
piek 25		anthracite RAL 7016	92071-27-AN	6 W/ 220 lm
		cool brown	92071-27-CB	6 W/ 220 lm
		deep black RAL 9005	92071-27-BL	6 W/ 220 lm
piek 50		anthracite RAL 7016	92070-27-AN	6 W/ 220 lm
		cool brown	92070-27-CB	6 W/ 220 lm
		deep black RAL 9005	92070-27-BL	6 W/ 220 lm
piek 100		anthracite RAL 7016	92072-27-AN	6 W/ 220 lm
		cool brown	92072-27-CB	6 W/ 220 lm
		deep black RAL 9005	92072-27-BL	6 W/ 220 lm

+ With piek cover as an option . details page 176

+ With Swiss plug as an option . item no. + prices in separate price list + [www.IP44.de](http://www.IP44.de)

+ Connection with IP44.DE connect as an option . details page 258

+ Related products . piek lettura . piek mini . piek mini solar . piek spot

size in mm

# piek spot

Precision is in great demand wherever solitary plants or shrubs, sculptures or building structures are to be bathed in focussed light. This is exactly what piek spot is for. Its beam angle of 12° sheds a far more focused light than the 38° beam angle of its sister piek. Our spot-light is available in a height of exactly 25, 50 or 100 centimetres.



270 0K  
BUG FRIENDLY



180°



product  
design  
award

2010



reddot design award  
winner 2009



Designpreis  
Deutschland  
2011  
NOMINEE

Our spot-light is available  
in a height of exactly 25,  
50 or 100 centimetres.

# piek spot Design:Sebastian David Büscher

light technology:  
230V Power LED  
270 0 K  
L70/50.000 h

reflector:spot .beam angle 12°  
dimmmable viatrailng edge dimmer

supply cable:  
3 m luminaire (05RN8-F 3G0,75 mm²)  
incl.safety plug ready to connect

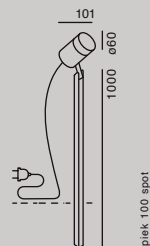
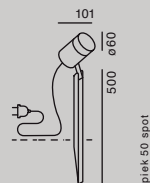
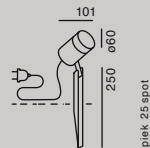
assembly:  
for unpaved bedsand greens  
movable










material:  
head:aluminium die-casting powder-coated + clear glass  
pole:stainlesssteel powder-coated

protection class:  
luminaire:IP65 .plug:IP44

Thisproduct containsa light source of  
energy efficiency class F

light direction:



	colour	item no.	system performance
piek 25 spot	 anthracite RAL 7016	92076-AN	6 W/ 232 lm
	 cool brown	92076-CB	6 W/ 232 lm
	 deep black RAL 9005	92076-BL	6 W/ 232 lm
piek 50 spot	 anthracite RAL 7016	92077-AN	6 W/ 232 lm
	 cool brown	92077-CB	6 W/ 232 lm
	 deep black RAL 9005	92077-BL	6 W/ 232 lm
piek 100 spot	 anthracite RAL 7016	92078-AN	6 W/ 232 lm
	 cool brown	92078-CB	6 W/ 232 lm
	 deep black RAL 9005	92078-BL	6 W/ 232 lm

+ With piek cover as an option . details page 176

+ With Swiss plug as an option . item no. + prices in separate price list + [www.IP44.de](http://www.IP44.de)

+ Connection with IP44.DE connect as an option . details page 258

+ Related products . piek . piek lettura . piek mini . piek mini solar

size in mm

# piek cover

The piek cover is an optional extra that can be easily positioned on the luminaire head of the piek in just a few simple steps. The piek cover L serves as optical lens for the perfect focus. piek cover S is a simple solution to give the luminaire a whole new look, while the piek cover C features a honeycomb design for completely glare-free light.



piek cover L

Piek cover L is the practical addition for all those wanting to put something in its true light. The cover lens simply slides over piek's luminaire head. Fully variable positioning allows for precise adjustment of the desired focus, from floodlight to spotlight.

piek cover C



piek cover S





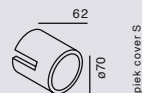
Variable adjustment from flood light to spotlight.



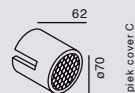
## Zubehör accessory

### piek cover

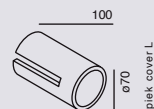
	Material:Aluminiumgusspulverbeschichtet	material:aluminium die-casting powder-coated
	colour	item no.
piek cover S	 anthracite RAL 7016	92074-CS-AN
	 cool brown	92074-CS-CB
	 deep black RAL 9005	92074-CS-BL
piek cover C	 anthracite RAL 7016	92074-CC-AN
	 cool brown	92074-CC-CB
	 deep black RAL 9005	92074-CC-BL
piek cover L	 anthracite RAL 7016	92074-CL-AN
	 cool brown	92074-CL-CB
	 deep black RAL 9005	92074-CL-BL



piek cover S



piek cover C




piek cover L

size in mm

# piek lettura

Our piek lettura floor luminaire is the perfect source of light for a summer evening out on the terrace with a good book! With its stable base, it always stays firmly on the ground, while its different tilt angles and fully adjustable head enable it to flexibly adjust to suit every situation! It is the ideal luminaire to complement our classic ground spotlight piek.



## Piek cover S

The luminaire is easily stucked toolless into the cone of the luminaire base and can be completed by the cover.

## piek lettura Design:Sebastian David Büscher

light technology:  
230V Power LED  
2700 K  
L70/50.000 h

reflector:flood .beam angle 38°

dimmmable viatrailing edge dimmer

supply cable:  
3 m luminaire (05RN8-F 3G0,75 mm²)  
incl.safety plug ready to connect  
[piek lettura controller:incl.controller]

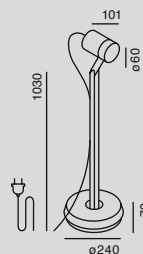
assembly:  
for solidground




material:  
head:aluminium die-casting powder-coated + clear glass  
pole:stainlesssteel powder-coated  
base:iron casting powder-coated

protection class:  
luminaire:IP65 .plug:IP44




Thisproduct containsa light source of  
energy efficiency class F

light direction:



colour		item no.	system performance
	anthracite RAL 7016	92075-27-AN	6 W/ 220 lm
	cool brown	92075-27-CB	6 W/ 220 lm
	deep black RAL 9005	92075-27-BL	6 W/ 220 lm

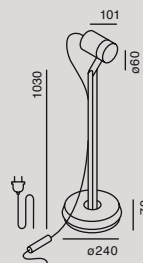
## piek lettura controller

colour		item no.	system performance
	anthracite RAL 7016	92075-27-AN-CONT	6 W/ 220 lm
	cool brown	92075-27-CB-CONT	6 W/ 220 lm
	deep black RAL 9005	92075-27-BL-CONT	6 W/ 220 lm

+ With piek cover as an option . details page 176

+ With Swiss plug as an option . item no. + prices in separate price list + [www.IP44.de](http://www.IP44.de)

+ Related products . piek . piek mini . piek mini solar . piek spot



size in mm

# piek mini





# piek mini

Small, but what a luminaire! Despite its modest size, piek mini provides brilliant spotlights. "For discreet accents. For eye-catchers. For all corners of the garden and plants that deserve a special focus."



270 GK  
BUGFRIENDLY



piek mini can be used whenever there's a direct mains connection in the vicinity.

## piek mini Design:Sebastian David Büscher

light technology:  
230V LED  
2700 K  
L70/50.000 h

reflector:flood

dimmmable viatrailing edge dimmer

supply cable:  
1m luminaire (05RN8-F 2x0,75 mm<sup>2</sup>)  
+ 2 m driver (05RN8-F 3G1,0mm<sup>2</sup>)  
incl.safety plug ready to connect

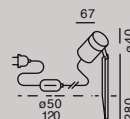
assembly:  
for unpaved bedsand greens  
movable




material:  
head:aluminium die-casting powder-coated + clear glass  
pole:stainlesssteel powder-coated

protection class:  
luminaire:IP65 .driver:IP67 .plug:IP44

Thisproduct containsa light sourceof  
energy efficiency class E

light direction:



colour		item no.	system performance
	anthracite RAL 7016	93077-AN	4 W/ 192lm
	cool brown	93077-CB	4 W/ 192lm
	deep black RAL 9005	93077-BL	4 W/ 192lm

+ With Swiss plug as an option . item no. + prices in separate price list + [www.IP44.de](http://www.IP44.de)

+ Connection with IP44.DE connect as an option . details page 258

+ Related products . piek . piek lettura . piek mini solar . piek spot

size in mm

# reed





# reed

You don't have to live beside a lake to enjoy the view of elegant bulrushes. In a manner of speaking, reed puts them in every garden, with discreet lighting and in two different sizes or "growth heights".



270 0K  
BUGFRIENDLY



Nature is unmistakably reed's great role model. Our luminaire resembles nature's design, refining it with a smoke-coloured flask-shaped glassbody.



Reed is equipped with a safety plug and an external water-proof ballast unit called driver.

## reed Design:Sebastian David Büscher

### light technology:

230V LED  
270 0K  
L70/50.000 h

dimmmable viatrailing edge dimmer

### supply cable:

1,4m reed M/ 1,2m reed L (05RN8-F 2x0,75 mm<sup>2</sup>)  
+ 2 m driver (05RN8-F 3G1,0mm<sup>2</sup>)  
incl.safety plug ready to connect

### assembly:

for unpaved bedsand greens  
movable

### material:

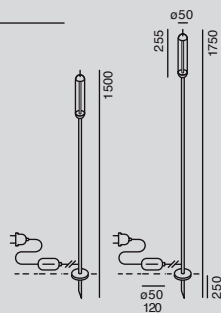
aluminium die-casting powder-coated  
+ smoke-coloured glass  
pole:stainlesssteel powder-coated



### protection class:

luminaire:IP65 .driver:IP67 .plug:IP44

This product contains a light source of energy efficiency class E

### light direction:



	colour		item no.	system performance
reed M		deep black RAL 9005	93823-BL	4 W/ 54 lm
reed L		deep black RAL 9005	93824-BL	4 W/ 54 lm

+ With Swiss plug as an option . item no. + prices in separate price list + [www.IP44.de](http://www.IP44.de)

+ Connection with IP44.DE connect as an option . details page 258

+ Related products . reed solar

size in mm

# shot





# shot

Light source and light object in one: the solid movable ball of light with highly advanced interior can be freely positioned on the shot ring in any direction of the compass. Alternatively the shot tee fixes or lifts the ball to another level.



270 0K  
BUGFRIENDLY



connect



Shot + shot ring for use on solid surfaces such as terraces, platforms or balconies. With loose aluminium ring and 3 m supply cable ready to connect.



DESIGN  
AWARD  
2017



reddot award 2017  
winner



shot + shot tee:  
The ball shot is placed in  
the shot tee.

# shot

Design: Sebastian David Büscher

138

light technology:  
 230V Power LED  
 2700 K  
 L70/50.000 h  
 reflector: flood  
 dimmable viatrailing edge dimmer  
 supply cable:  
 3 m luminaire (05RN8-F 3G0,75 mm<sup>2</sup>)  
 incl. safety plug ready to connect









movable  
 material:  
 aluminium die-casting powder-coated  
 + safety glassclear  
 protection class: luminaire: IP65 . plug: IP44

This product contains a light source of energy efficiency class G

light direction:




	colour	item no.	system performance
shot 4 W	 anthracite RAL 7016	91090-27-4W-AN	4 W/ 219 lm
	 cool brown	91090-27-4W-CB	4 W/ 219 lm
	 deep black RAL 9005	91090-27-4W-BL	4 W/ 219 lm
shot 15W	 anthracite RAL 7016	91090 -27-15W-AN	15 W/ 874 lm
	 cool brown	91090 -27-15W-CB	15 W/ 874 lm
	 deep black RAL 9005	91090 -27-15W-BL	15 W/ 874 lm

+ With Swiss plug as an option . item no. + prices in separate price list + [www.IP44.de](http://www.IP44.de)

+ Connection with IP44.DE connect as an option . details page 258



for solid ground






for unpaved beds  
and greens

size in mm






## Required accessory

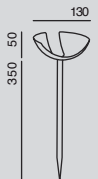
### shot ring for solid ground

colour		item no.	material
	anthracite RAL 7016	91090-R-AN	aluminium die-casting powder-coated
	cool brown	91090-R-CB	aluminium die-casting powder-coated
	deep black RAL 9005	91090-R-BL	aluminium die-casting powder-coated



### shot tee for unpaved bedsand greens

colour		item no.	material
	anthracite RAL 7016	91091-AN	bowl: aluminium die-casting powder-coated pole: stainless steel powder-coated
	cool brown	91091-CB	bowl: aluminium die-casting powder-coated pole: stainless steel powder-coated
	deep black RAL 9005	91091-BL	bowl: aluminium die-casting powder-coated pole: stainless steel powder-coated



size in mm

kal





# kal

Like a filigree finger, kal reaches up from flowerbeds, the wayside or across the ground – ideal for lighting up plants or paths. It comes in two sizes (30 and 60 cm height), in a mains-powered version and with various connection options.



270 0K  
BUGFRIENDLY

connect



A luminaire like a discreet pointer – subtle and functional at the same time!



Every kal luminaire is equipped with a safety plug and an external water-proof ballast unit called driver.

## kal Design: Klaus Nolting

### light technology:

230V LED  
2700K  
L70/50.000 h

dimmable via trailing edge dimmer

### supply cable:

1,2m luminaire (05RN8-F 2x0,75 mm<sup>2</sup>)  
+ 2 m driver (05RN8-F 3G1,0mm<sup>2</sup>)  
incl. safety plug ready to connect

### assembly:

for unpaved beds and greens  
movable

### material:

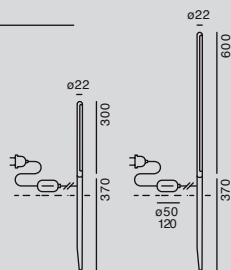
aluminium die-casting powder-coated  
+ polycarbonate matt  
pole: stainless steel powder-coated



### protection class:

luminaire: IP65 . driver: IP67 . plug: IP44

This product contains a light source of energy efficiency class E

### light direction:



	colour		item no.	system performance
kal S		deep black RAL 9005	93082-BL	4 W/80 lm
kal M		deep black RAL 9005	93083-BL	4 W/80 lm

+ With Swiss plug as an option . item no. + prices in separate price list + [www.IP44.de](http://www.IP44.de)

+ Connection with IP44.DE connect as an option . details page 258

+ Related products . kal solar

size in mm

# lix spike





# lix spike

Having a green outdoor area is one thing. But it's something else altogether to upgrade it with cleverly positioned light islands for those times of day and year when greenery is grey and the sun rarely shines. lix spike has been created especially for such times, like a slender lighthouse enthroned at the heart of a light island, providing guidance and atmosphere.



270 0K  
BUGFRIENDLY



connect



lix spike sheds brightness from a height of 80 centimetres. Its round luminaire head provides a glare-free, harmonious round lighting effect.



Fancy some light spots? lix spike creates them as a mains powered stand-alone feature.

## lix spike Design: Klaus Nolting

### light technology:

230V LED  
2700 K  
L70/50.000 h

### dimmmable viatrailing edge dimmer

### supply cable:

0,8 m luminaire (05RN8-F 2x0,75 mm<sup>2</sup>)  
+ 2 m driver (05RN8-F 3G1,0mm<sup>2</sup>)  
incl. safety plug ready to connect

### assembly:

for unpaved bedsand greens  
movable

### material:

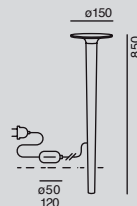
aluminium die-casting powder-coated  
+ polycarbonate matt




### protection class:

luminaire: IP65 . driver: IP67 . plug: IP44

This product contains a light source of energy efficiency class E

### light direction:



colour		item no.	system performance
	anthracite RAL 7016	93094-AN	4 W/208 lm
	cool brown	93094-CB	4 W/208 lm
	deep black RAL 9005	93094-BL	4 W/208 lm

+ With Swiss plug as an option . item no. + prices in separate price list + [www.IP44.de](http://www.IP44.de)

+ Connection with IP44.DE connect as an option . details page 258

+ Related products . lix . lix mini . lix skinny . lix spike solar

size in mm

pad





# pad

pad evokes many associations. Its main quality is providing downward-facing wide-area light that is both calming and homogeneous. The movable luminaire with a ground spike features an adjustable head and not only creates unique highlights in flowerbeds and lawns but can also light up paths.



270 9K  
BUGFRIENDLY



connect



✓ 90°



**pad** Design:Sebastian David Büscher

light technology:  
230V Power LED  
2700 K  
L70/50.000 h

dimmmable viatrailing edge dimmer

supply cable:  
3 m luminaire (05RN8-F 3G0,75 mm<sup>2</sup>)  
incl.safety plug ready to connect

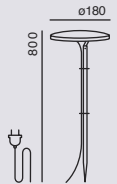
assembly:  
for unpaved bedsand greens  
movable




material:  
head:aluminium die-casting powder-coated  
+ prismatic glassacryl  
pole:stainlesssteel powder-coated

protection class:  
luminaire:IP65 .plug:IP44

Thisproduct containsa light source of  
energy efficiency class G

light direction:



colour	item no.	system performance
 anthracite RAL 7016	91065-27-AN	8 W/553 lm
 cool brown	91065-27-CB	8 W/553 lm
 deep black RAL 9005	91065-27-BL	8 W/553 lm

+ With Swiss plug as an option . item no. + prices in separate price list + [www.IP44.de](http://www.IP44.de)

+ Connection with IP44.DE connect as an option . details page 258

size in mm

# slat spike





# slat spike

slat spike adds a movable ground spike to the product family.  
The light blade rotates through 240°, generating a uniform, diffuse  
light effect and creating unique pools of light or unusual path lighting.



270 0K  
BUGFRIENDLY





## slat spike Design:KlausNolting

light technology:  
230V Power LED  
270 0K  
L70/50.000 h

dimmmable viatrailng edge dimmer

supply cable:  
3 m luminaire (05RN8-F 3G0,75 mm<sup>2</sup>)  
incl. safety plug ready to connect

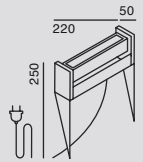
assembly:  
for unpaved bedsand greens  
movable



material:  
head:aluminium die-casting powder-coated  
+ safety glassstained  
spike:stainlesssteel powder-coated

protection class:  
luminaire:IP65 .plug:IP44

Thisproduct containsa light source of  
energy efficiency class G

light direction:



colour	item no.	system performance
 anthracite RAL 7016	91030-27-AN	8 W/280 lm
 cool brown	91030-27-CB	8 W/280 lm
 deep black RAL 9005	91030-27-BL	8 W/280 lm

+ With Swiss plug as an option . item no. + prices in separate price list + [www.IP44.de](http://www.IP44.de)


+ Connection with IP44.DE connect as an option . details page 258

+ Related products . slat . slat ceiling . slat one . slat poller

size in mm

stic





# stic

If you want to put nature or architecture in the best light, you can't avoid stic. Designed originally as a pure ground spotlight, it has now been fitted with a bracket and swivel joint for mounting to the wall, ceiling or floor - wherever there is a need for both brilliant and focused light.



Der Leuchtenkopf ist dreh- und schwenkbar.  
The luminaire head can be turned and swiveled.



## stic Design: Klaus Nolting

light technology:  
230V Power LED  
2700 K  
L70/50.000 h

reflector: flood

dimmmable viatrailing edge dimmer

installation:  
2x cable entry point; connection terminal 3x 1,5mm<sup>2</sup>

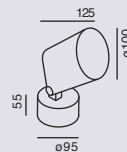
assembly:  
for solid ground




material:  
head: aluminium die-casting powder-coated  
+ safety glass clear  
bracket: stainless steel powder-coated

protection class: IP65

This product contains a light source of energy efficiency class G

light direction:



colour		item no.	system performance
	anthracite RAL 7016	91760-AN	8 W/ 559 lm
	cool brown	91760-CB	8 W/ 559 lm
	deep black RAL 9005	91760-BL	8 W/ 559 lm

+ Related products . stic wall . stic ceiling . stic control . stic spike

size in mm

# stic spike





# stic spike

Our movable ground spotlight stic spike offers guidance and brightness. It creates a setting for trees and shrubs, while also serving as object or path lighting. The special swivel point tilts the whole luminaire head over the ground spike for fully variable adjustment of stic spike as an up- or downlight, or it points the light to where it is needed.



270 0K  
BUGFRIENDLY



connect



180°

stic spike in the heights  
30 cm + 70 cm

## stic spike Design: Klaus Nolting

light technology:  
230V Power LED  
2700K  
L70/50.000 h

reflector: flood

dimmable viatrailing edge dimmer

supply cable:  
3 m luminaire (05RN8-F 3G0,75 mm<sup>2</sup>)  
incl. safety plug ready to connect

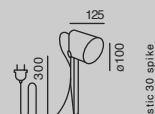
assembly:  
for unpaved bedsand greens  
movable

material:  
head: aluminium die-casting powder-coated  
+ safety glass clear  
pole: stainless steel powder-coated

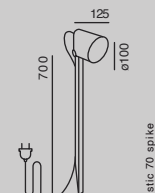
protection class: luminaire: IP65 . plug: IP44

This product contains a light source of  
energy efficiency class G







light direction:



stic 30 spike



stic 70 spike

	colour		item no.	system performance
stic 30 spike		anthracite RAL 7016	91061-27-AN	8 W/ 559 lm
		cool brown	91061-27-CB	8 W/ 559 lm
		deep black RAL 9005	91061-27-BL	8 W/ 559 lm
stic 70 spike		anthracite RAL 7016	91060-27-AN	8 W/ 559 lm
		cool brown	91060-27-CB	8 W/ 559 lm
		deep black RAL 9005	91060-27-BL	8 W/ 559 lm

+ With Swiss plug as an option . item no. + prices in separate price list + [www.IP44.de](http://www.IP44.de)

+ Connection with IP44.DE connect as an option . details page 258

+ Related products . stic wall . stic ceiling . stic control . stic ground

size in mm

lin





# lin base


The most eye-catching detail of this pioneering luminaire is its blades in a luminaire body with a minimalist design. lin base with base plate: this bar-shaped path lighting solution always provides glare-free downward-facing light.



270 BK  
BUGFRIENDLY



connect



lin base in the heights  
40 cm + 70 cm

## lin base Design:IP44.DE

light technology:  
230V Power LED  
2700 K  
L70/50.000 h

dimmmable viatrailing edge dimmer

supply cable:  
5 m luminaire (05RN8-F 3G0,75 mm<sup>2</sup>)  
incl.safety plug ready to connect

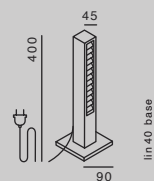
assembly:  
for solid ground

material:  
aluminium die-casting powder-coated  
+ safety glassclear

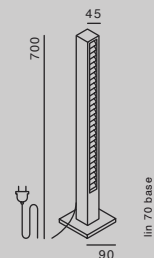
protection class:  
luminaire:IP65 .plug:IP44

This product contains a light source of  
energy efficiency class G

light direction:



lin 40 base



lin 70 base

	colour		item no.	system performance
lin 40 base		anthracite RAL 7016	92093-27-AN	9 W/ 164 lm
		cool brown	92093-27-CB	9 W/ 164 lm
		deep black RAL 9005	92093-27-BL	9 W/ 164 lm
lin 70 base		anthracite RAL 7016	92090-27-AN	18 W/ 328 lm
		cool brown	92090-27-CB	18 W/ 328 lm
		deep black RAL 9005	92090-27-BL	18 W/ 328 lm

+ With Swiss plug as an option . item no. + prices in separate price list + [www.IP44.de](http://www.IP44.de)

+ Connection with IP44.DE connect as an option . details page 258

+ Related products . lin poller . lin spike

size in mm

# lin poller

Already a highly successful movable path luminaire, lin poller can be turned into a classic poller luminaire by connecting it unobtrusively with the lin box. The elegant look with bar-shaped luminaire body and inner blades remains unchanged.



lin poller in the heights  
40 cm + 70 cm

# lin poller Design:IP44.DE

light technology:  
230V Power LED  
2700K  
L70/50.000 h

dimmable viatrailing edge dimmer

installation:  
possibility of through wiring

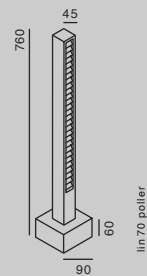
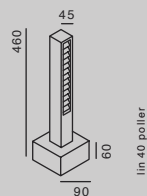
assembly:  
on site foundation or solid ground





material:  
aluminium die-casting powder-coated  
+ safety glass clear

protection class: IP65

This product contains a light source of  
energy efficiency class G

light direction:



	colour		item no.	system performance
lin 40 poller		anthracite RAL 7016	92095-27-AN	9 W/ 164 lm
		cool brown	92095-27-CB	9 W/ 164 lm
		deep black RAL 9005	92095-27-BL	9 W/ 164 lm
lin 70 poller		anthracite RAL 7016	92092-27-AN	18 W/ 328 lm
		cool brown	92092-27-CB	18 W/ 328 lm
		deep black RAL 9005	92092-27-BL	18 W/ 328 lm

accessory	article	item no.	
	anchorage unit	55099	Details . Seite page 256

+ Related products . lin base . lin spike

size in mm

# lin spike

The most eye-catching detail of this pioneering luminaire is its blades in a luminaire body with a minimalist design. lin spike, the movable luminaire with a ground spike always provides glare-free downward-facing light as bar-shaped path lighting solution.



270 BK  
BUGFRIENDLY

connect



lin spike in the heights  
40 cm + 70 cm

# lin spike Design:IP44.DE

light technology:  
230V Power LED  
2700K  
L70/50.000 h

dimmmable viatrailing edge dimmer

supply cable:  
5 m luminaire (05RN8-F 3G0,75 mm<sup>2</sup>)  
incl.safety plug ready to connect

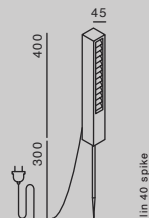
assembly:  
for unpaved bedsand greens  
movable

material:  
head:aluminium die-casting powder-coated  
+ safety glassclear  
spike:stainlesssteel powder-coated

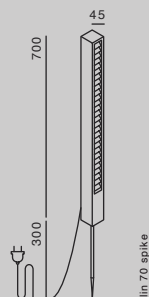
protection class:  
luminaire:IP65 .plug:IP44

Thisproduct containsa light source of  
energy efficiency class G

light direction:



lin 40 spike



lin 70 spike

	colour	item no.	system performance	
lin 40 spike		anthracite RAL 7016	92094-27-AN	9 W/ 164 lm
		cool brown	92094-27-CB	9 W/ 164 lm
		deep black RAL 9005	92094-27-BL	9 W/ 164 lm
lin 70 spike		anthracite RAL 7016	92091-27-AN	18 W/ 328 lm
		cool brown	920 91-27-CB	18 W/ 328 lm
		deep black RAL 9005	92091-27-BL	18 W/ 328 lm

+ With Swiss plug as an option . item no. + prices in separate price list + [www.IP44.de](http://www.IP44.de)

+ Connection with IP44.DE connect as an option . details page 258

+ Related products . lin base . lin poller

size in mm

# como poller

A photograph of a brick building at dusk. The building has a large window on the left, through which a warm interior light is visible. The brickwork is illuminated by a low, rectangular light fixture mounted on the wall. The foreground is filled with lush green plants and a stone path. The sky is a deep blue with some clouds. The text 'como poller' is overlaid at the top in a white, sans-serif font.



# como poller

Nice and independent: the bollard luminaire is an aesthetic sight by day and night. An integrated glass lens produces an unmistakably focused lighting effect.



270 DK  
BUGFRIENDLY



DARKSKY



## como poller Design:IP44.DE

light technology:  
230V Power LED  
2700 K  
L70/50.000 h

dimmmable viatrailing edge dimmer

installation:  
2x cable entry point;cable connector with  
connection terminal 3x 1,5mm<sup>2</sup>  
possibility of through wiring with Y-connector  
inside luminaire asan option

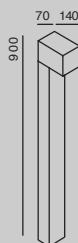
assembly:  
on site foundation or solid ground

material:  
aluminium die-casting powder-coated + glasslens

protection class:IP65

This product contains a light source of  
energy efficiency class G

light direction:



colour		item no.	system performance
	anthracite RAL 7016	92080-AN	6 W/ 276 lm
	cool brown	92080-CB	6 W/ 276 lm
	deep black RAL 9005	92080-BL	6 W/ 276 lm
accessory	article	item no.	
	anchorage unit	55099	Details . Seite page 256
	Y-connector	55312	Details . Seite page 256

+ Related products . como . como down

size in mm


# dia poller





# dia poller

Truly path-finding: our reinterpretation of a traditional lantern also stands its ground as a bollard luminaire. The eye-catching design that has won several awards combines a smoke-coloured glassbody and profiled acrylic light rod, and is a creative feature when positioned at the drive, at the wayside or at the car park.



The profiled, reflecting acrylic rod seemsto float in the smoke-coloured glass.



## dia poller Design:Sebastian David Büscher

light technology:  
230V Power LED  
2700K  
L70/50.000 h

dimmable viatrailing edge dimmer

installation:  
2x cable entry point;cable connector with  
connection terminal 3x 1,5mm<sup>2</sup>  
possibility of through wiring with Y-connector  
inside luminaire asan option

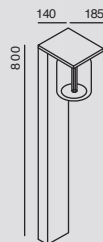
assembly:  
on site foundation or solid ground



material:  
aluminium die-casting powder-coated  
+ smoke-coloured glass

protection class:IP65

This product contains a light source of  
energy efficiency class F

light direction:



colour		item no.	system performance
	anthracite RAL 7016	91050-AN	6 W/ 118lm
	deep black RAL 9005	91050-BL	6 W/ 118lm

accessory	article	item no.	
	anchorage unit	55099	Details . Seite page 256
	Y-connector	55312	Details . Seite page 256

+ Related products . dia . dia F

size in mm

# slat poller





# slat poller

The bollard luminaire slat with its 240°-rotating light blade provides excellent path lighting. It is available at heights of 40 cm and 70 cm. slat poller with its directed light adapts perfectly to any specific lighting situation.



270 0K  
BUGFRIENDLY



slat poller in the heights  
40 cm + 70 cm

# slat poller Design: Klaus Nolting

light technology:  
230V Power LED  
270 0K  
L70/50.000 h

dimmmable viatrailing edge dimmer

installation:  
2x cable entry point; cable connector with connection terminal 3x 1,5mm<sup>2</sup>  
possibility of through wiring with Y-connector  
inside luminaire as an option

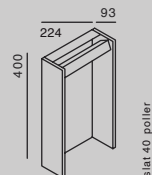
assembly:  
on site foundation or solid ground

material:  
aluminium die-casting powder-coated  
+ safety glass sated

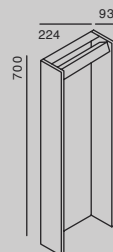
protection class: IP65

This product contains a light source of energy efficiency class G

light direction:



slat 40 poller



slat 70 poller

	colour		item no.	system performance
slat 40 poller		anthracite RAL 7016	91031-27-AN	8 W/280 lm
		space grey	91031-27-SG	8 W/280 lm
		deep black RAL 9005	91031-27-BL	8 W/280 lm
slat 70 poller		anthracite RAL 7016	91032-27-AN	8 W/280 lm
		cool brown	91032-27-CB	8 W/280 lm
		space grey	91032-27-SG	8 W/280 lm
		deep black RAL 9005	91032-27-BL	8 W/280 lm
accessory	article		item no.	
	anchorage unit		55099	Details . Seite page 256
	Y-connector		55312	Details . Seite page 256

+ Related products . slat . slat ceiling . slat one . slat spike

size in mm

# mir poller





# mir R poller

The bollard mir R with its flat round head blends perfectly into the environment: with the four power LEDs integrated in the head, the luminaire produces absolutely glare-free 360° illumination on the ground.



mir Rpoller in the heights  
30 cm + 70 cm

## mir R poller Design:KlausNolting

light technology:  
230V Power LED  
2700 K  
L70/50.000 h

dimmable viatrailing edge dimmer

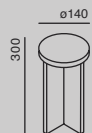
installation:  
1xcable entry point;cable connector with  
connection terminal 3x 1,5mm<sup>2</sup>  
possibility of connection of several luminaires by  
star wiring with external earth distribution box

assembly:  
on site foundation or solid ground

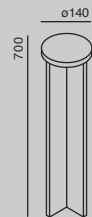
material:  
aluminium die-casting powder-coated  
protection class:IP65

This product contains a light source of  
energy efficiency class G

light direction:



mir R30 poller



mir R70 poller

	colour		item no.	system performance
mir R30 poller		anthracite RAL 7016	91005-27-AN	12W/ 209 lm
		cool brown	91005-27-CB	12W/ 209 lm
mir R70 poller		anthracite RAL 7016	91006-27-AN	12W/ 209 lm
		cool brown	91006-27-CB	12W/ 209 lm

accessory	article	item no.	
	earth distribution box	55380	Details . Seite page 256
	anchorage unit	55099	Details . Seite page 256

+ Related products . mir X poller

size in mm

# mir X poller

The bollard mir X makes a clear architectural statement: with the four power LEDs integrated in the head, the luminaire produces absolutely glare-free 360° illumination on the ground.



mir X poller in the heights  
30 cm + 70 cm

# mir X poller Design:KlausNolting

light technology:  
230V Power LED  
270 0K  
L70/50.000 h

dimmmable viatrailng edge dimmer

installation:  
1xcable entry point;cable connector with connection terminal 3x 1,5mm<sup>2</sup>  
possibility of connection of severalluminairesby star wiring with external earth distribution box

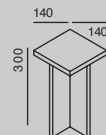
assembly:  
on site foundation or solid ground

material:  
aluminium die-casting powder-coated

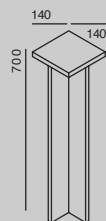
protection class:IP65

Thisproduct containsa light source of energy efficiency class G




light direction:



mir X 30 poller



mir X 70 poller

	colour		item no.	system performance
mir X 30 poller		anthracite RAL 7016	91001-27-AN	12W/ 209 lm
		cool brown	91001-27-CB	12W/ 209 lm
		deep black RAL 9005	91001-27-BL	12W/ 209 lm
mir X 70 poller		anthracite RAL 7016	91002-27-AN	12W/ 209 lm
		cool brown	91002-27-CB	12W/ 209 lm
		deep black RAL 9005	91002-27-BL	12W/ 209 lm
	accessory	artcle	item no.	
		earth distribution box	55380	Details . Seite page 256
		anchorage unit	55099	Details . Seite page 256

+ Related products . mir R poller

size in mm

# pip poller

Pure geometry in a bollard: pip's spherical luminaire head is pivot-mounted in the axial plane and seems to hover in the basic cube shape. By continuously rotating the luminaire body through 240°, this attractive bollard puts paths and beds in the best light.



## pip poller Design:KlausNolting

light technology:  
230V Power LED  
270 0 K  
L70/50.000 h

dimmmable viatrailing edge dimmer

installation:  
2x cable entry point;cable connector with  
connection terminal 3x 1,5mm<sup>2</sup>  
possibility of through wiring with Y-connector  
inside luminaire asan option

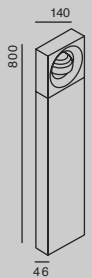
assembly:  
on site foundation or solid ground

material:  
aluminium die-casting powder-coated  
+ safety glassstained

protection class:IP65

This product contains a light source of  
energy efficiency class G

light direction:



colour		item no.	system performance
	anthracite RAL 7016	91020-27-AN	6 W/ 273 lm
	space grey	91020-27-SG	6 W/ 273 lm
	deep black RAL 9005	91020-27-BL	6 W/ 273 lm
accessory	article	item no.	
	anchorage unit	55099	Details . Seite page 256
	Y-connector	55312	Details . Seite page 256

+ Related products . pip

size in mm

in





# in A

The asymmetrical in-ground luminaire stands out with the precise workmanship of its black galvanized stainless steel frame that encompasses the tinted glass inserted flush with the surface. This combination of muted colours makes it almost imperceptible on the ground, where it lets trees and shrubs in unpaved areas appear in the right light instead. The version with stainless steel cover frame with clear glass gives the luminaire a more dominant role.



270 0K  
BUGFRIENDLY





## in A . asymmetric Design:IP44.DE

light technology:  
230V Power LED  
2700 K  
L70/50.000 h

reflector:flood asymmetric

dimmmable viatrailing edge dimmer

installation:

2 m connection cable (05RN8-F 3G0,75 mm<sup>2</sup>) with aquastop;possibility of connection of several luminaires by star wiring with external earth distribution box

assembly:

for unpaved beds and greens  
walk-over resistant

material:



cover ring:stainless steel;glass:safety glass  
housing:polyamide,fibre glass reinforced

protection class:IP67

This product contains a light source of energy efficiency class G

light direction:



colour		item no.	system performance
	safety glass clear	91081-27	8 W/ 539 lm
	galvanized safety glass tinted	91081-27-BL	8 W/ 238 lm

+ Connection with IP44.DE connect as an option . details page 258

accessory	article	item no.	
	earth distribution box	55380	Details . Seite page 256

+ Related products . in S

size in mm

# in S

Our symmetric in-ground luminaire in S with expressive stainless steel frame and clear glass inserted flush with the surface is ideal for creating a wonderful setting for green spaces and facades. There is also a more restrained version with a black galvanized cover frame with tinted glass.



2700K  
BUGFRIENDLY





## in S. symmetric Design:IP44.DE

light technology:  
230V Power LED  
2700K  
L70/50.000 h

reflector:flood symmetric

dimmmable viatrailing edge dimmer

installation:  
2 m connection cable (05RN8-F 3G0,75 mm<sup>2</sup>) with aquastop;possibility of connection of several luminaires by star wiring with external earth distribution box

assembly:  
for unpaved bedsand greens  
walk-over resistant



material:  
cover ring:stainlesssteel;glass:safety glass  
housing:polyamide,fibre glassreinforced

protection class:IP67

Thisproduct containsa light source of energy efficiency classG

light direction:



colour		item no.	system performance
	safety glass clear	91080-27	8 W/ 574 lm
	galvanized safety glass tinted	91080-27-BL	8 W/ 261lm

+ Connection with IP44.DE connect as an option . details page 258

accessory	article	item no.	
	earth distribution box	55380	Details . Seite page 256

+ Related products . in A

size in mm



jack



# jack

The aesthetically designed connecting pillar has been reduced to its absolute core and rounds off the IP44.DE portfolio. jack is made of top quality aluminium die-casting in absolutely convincing first-rate workmanship. The connecting pillar with two safety sockets can be used to connect movable luminaires and also for electrical appliances.



Can be put on the on site foundations or on a solid ground, or used with the IP44. DE anchorage unit as an option. The cable is taken through the vertical gap in the cap.



## jack Design: IP44.DE

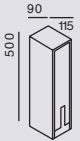
incl. 2x safety sockets  
(Belgian/French + Swissnorm possible)




installation:  
cable connector with connection terminal 5x 1,5mm<sup>2</sup>  
possibility of through wiring with Y-connector inside  
pillar as an option

assembly:  
on site foundation or solid ground

material:  
aluminium die-casting powder-coated

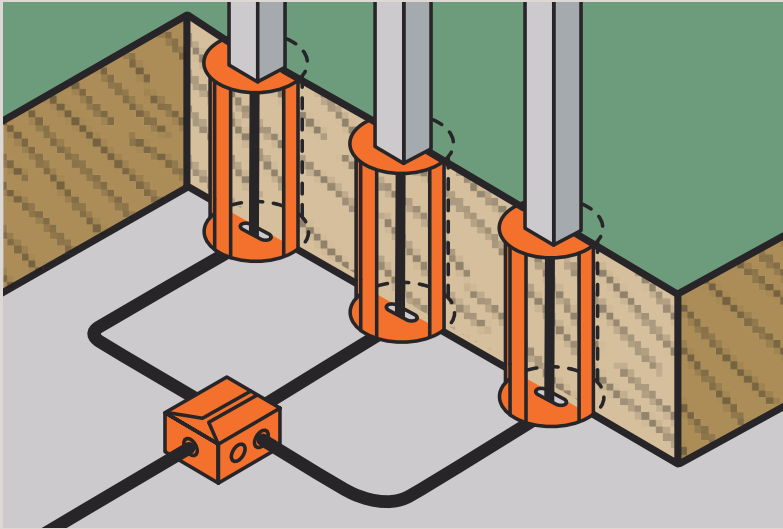
protection class: IP54



colour		item no.	item no.	item no.
		EUR-norm	BE+FR-norm	CH-norm
	anthracite RAL 7016	55090-AN	55090-BEFR-AN	55090-CH-AN
	cool brown	55090-CB	55090-BEFR-CB	55090-CH-CB
	deep black RAL 9005	55090-BL	55090-BEFR-BL	55090-CH-BL
accessory	article	item no.		
	anchorage unit	55099	Details . Seite page 256	
	Y-connector	55312	Details . Seite page 256	

size in mm

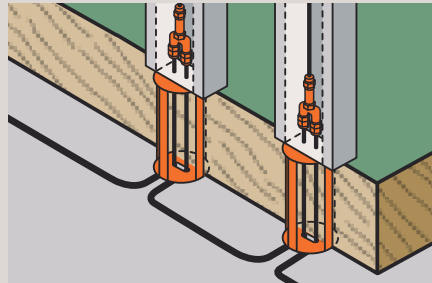
# ground accessory



## Star wiring: earth distribution box

The waterproof earth distribution box can be used to connect up to 6 bollards/in-ground luminaires in the ground to the supply line installed by the customer. After installation, all electric cables are sealed in the earth distribution box with the supplied cast resin.

The PU-coated anchorage unit is made of stainless steel and suitable for all IP44, DE bollard luminaires and for our connecting pillar. The underground cable installed by the customer is inserted centrally and concreted in together with the anchorage unit.

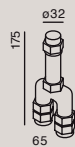
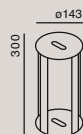


## Through wiring: Y-connector

The Y-connector permits simple through wiring directly into the bollard luminaire through the customer's supply lines.

## Ground accessory

article	item no.	details
anchorage unit	55099	<p>material: stainlesssteel PU-coating black</p> <p>como poller . cut poller . cut poller control dia poller . jack . li.4 poller . lin poller</p>
Y-connector	55312	<p>installation: connection terminal 5x 1,5mm<sup>2</sup> protection class:IP68</p> <p>optional for: como poller . dia poller . jack . pip poller slat poller</p>
earth distribution box	55380	<p>incl. connection terminal + cast resin installation: 7x cable entry point connection terminal 5x 2,5 mm<sup>2</sup> protection class:IP68</p> <p>optional für optional for: cut poller . cut poller control . in A . in S li.4 . mir poller</p>



size in mm

# connect

bik.4 base connect	254
bik.4 spike connect	254
in A + in S connect	261
kal connect	255
lin base connect	260
lin spike connect	260
lix spike connect	255
pad connect	259
piek connect	256
piek mini connect	256
piek spot connect	257
reed connect	255
shot connect	258
slat spike connect	257
stic spike connect	259
connect accessory	262


# Great freedom

Gardens and balconies can differ greatly. The same can also be said of the many diverse lighting tasks to be solved in the outside setting. Fortunately, IP44.DEconnect is tailor-made for all these tasks – all our movable outside luminaires can be connected, now simpler and faster than ever before. This entirely dispenses any complicated routing of underground cables, preliminary assembly and expensive installation. It is a system that can be extended and modified at any time to allow changes in planting, architecture or taste. Our connectable luminaire models come supplied with IP44.DE connect plugs to make them ready for immediate outside use.

As the system is laid aboveground, light settings can be changed at any time without having to call in specialists or use construction machinery. And so IP44.DE connect offers great freedom for outside lighting, at pleasingly low cost. Smart detail: when combined with the controller, the system can even be used in smart solutions!

The high voltage rating also allows for longer leads, without transformers and voltage loss.

1. Jack . connecting pillar
2. Y-junction box
3. Extension cable
4. Controller (optional)
5. H-junction box



# IP44.DE connect luminaires

From two luminaires on a small balcony to complex light scenarios in large gardens – IP44.DE connect keeps them all supplied reliably with energy. Many different light accents can be set without any need for earthworks.

Our connect-able luminaire models come ready supplied with the right connection. And when demands grow or the garden architecture is changed, IP44.DE connect simply grows as well.





bik.4 base connect



bik.4 spike connect



piek mini connect



piek connect . piek spot connect



stic spike connect



lix spike connect



kal connect



reed connect

# 6 good reasons for IP44.DE connect



Spart Zeit und  
Mühe: Steckverbinder  
werden einfach und  
sicher verrastet.  
Saves time and  
effort: connectors  
lock easily and safely.



#### Simple routing

IP44.DE connect is simply laid out above ground and routed for example between evergreen ground-cover plants.



#### Easy installation

Tools are a good thing, but you only need two hands for IP44.DE connect.



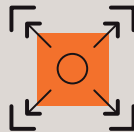
#### Full of energy

IP44.DE connect is a 230 volt system that needs neither transformers nor complicated ballast technology.



#### DIY assembly

No need to pay the expensive hourly rates of specialists, thanks to do-it-yourself assembly.



#### Flexible extensibility

An IP44.DE connect system extends as far as your imagination (and garden) goes.



#### Smart control

The system can be configured by app and controller and controlled from a smartphone or tablet.

# Smart setting



Switching + dimming



Actuating individual luminaires or groups of luminaires



Simulating presence



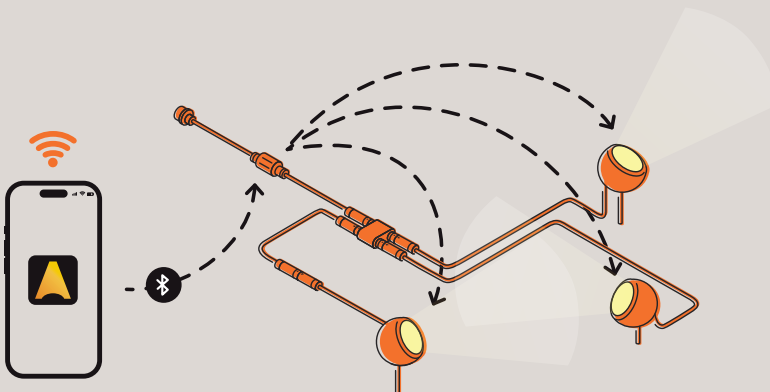
Saving + playing light scenes



Timer control

Smart gardens: the free Casambi app can be used for convenient control of all IP44.DE connect luminaires from your smartphone or tablet, either as individual luminaires or in whole luminaire groups. The Casambi app is available for iOS and Android, and works with Bluetooth Low Energy for simple actuation of the controller, which is positioned in front of the respective light source.

One controller can be used to control both individual luminaires and also whole luminaire groups. Several connectors can be connected up to produce a continuous mesh network. As a result, it is possible to have distances of up to 60 metres between the controllers, thus facilitating a range that is frequently required in outside contexts. IP44.DE connect permits remote, smart configuration of outdoor lighting while offering flexible scope for new combinations at any time.



App/Play Store.  
The Casambi app  
is available as a free  
download in the  
app/play store.



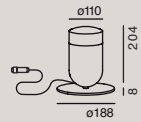
# IP44.DE connect luminaires

## bik.4 base connect Design:KlausNolting

Supply cable:  
3 m luminaire (05RN8-F 3G1,0mm<sup>2</sup>) incl.connect  
plug .cable can be shortened on request

colour	item no.	system performance
 anthracite RAL 7016	92085-AN-CO	15W/ 834 lm
 deep black RAL 9005	92085-BL-CO	15W/ 834 lm

+ Details . Seite page 156

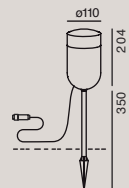


## bik.4 spike connect Design:KlausNolting

supply cable:  
3 m luminaire (05RN8-F 3G1,0mm<sup>2</sup>) incl.connect  
plug .cable can be shortened on request

colour	item no.	system performance
 anthracite RAL 7016	92086-AN-CO	15W/ 834 lm
 deep black RAL 9005	92086-BL-CO	15W/ 834 lm


+ Details . Seite page 152



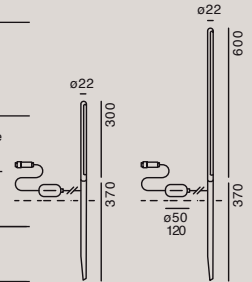
size in mm

## kal connect Design:KlausNolting

Supply cable:  
 1,2m luminaire (05RN8-F 2x0,75 mm<sup>2</sup>)  
 + 2 m driver (05RN8-F 3G1,0mm<sup>2</sup>) incl.connect  
 plug .driver cable can be shortened on request




colour	item no.	system performance
 deep black RAL 9005	93082-BL-CO	4 W/80 lm
 deep black RAL 9005	93083-BL-CO	4 W/80 lm

+ Details . Seite page 194

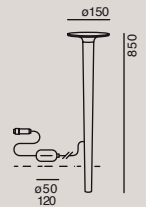


## lix spike connect Design:KlausNolting

supply cable:  
 0,8 m luminaire (05RN8-F 2x0,75 mm<sup>2</sup>)  
 + 2 m driver (05RN8-F 3G1,0mm<sup>2</sup>) incl.connect  
 plug .driver cable can be shortened on request

colour	item no.	system performance
 anthracite RAL 7016	93094-AN-CO	4 W/208 lm
 cool brown	93094-CB-CO	4 W/208 lm
 deep black RAL 9005	93094-BL-CO	4 W/208 lm

+ Details . Seite page 198

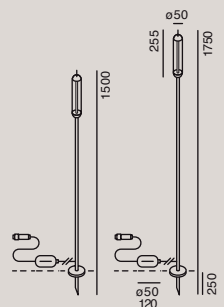


## reed connect Design:Sebastian David Büscher

Supply cable:  
 1,4m reed M/1,2m reed L (05RN8-F 2x0,75 mm<sup>2</sup>)  
 + 2 m driver (05RN8-F 3G1,0mm<sup>2</sup>) incl.connect  
 plug .driver cable can be shortened on request

colour	item no.	system performance
 deep black RAL 9005	93823-BL-CO	4 W/54 lm
 deep black RAL 9005	93824-BL-CO	4 W/54 lm










+ Details . Seite page 184



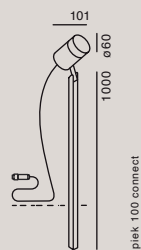
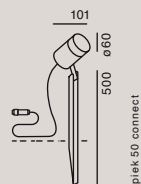
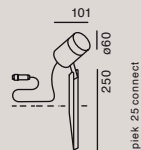
size in mm

## piek connect Design:Sebastian David Büscher

supply cable:  
3 m luminaire (05RN8-F 3G0,75 mm<sup>2</sup>) incl.connect  
plug .cable can be shortened on request




	Colour	Item no.	System performance
piek 25 connect		anthracite RAL 7016	92071-27-AN-CO 6 W/ 220 lm
		cool brown	92071-27-CB-CO 6 W/ 220 lm
		deep black RAL 9005	92071-27-BL-CO 6 W/ 220 lm
piek 50 connect		anthracite RAL 7016	92070-27-AN-CO 6 W/ 220 lm
		cool brown	92070-27-CB-CO 6 W/ 220 lm
		deep black RAL 9005	92070-27-BL-CO 6 W/ 220 lm
piek 100 connect		anthracite RAL 7016	92072-27-AN-CO 6 W/ 220 lm
		cool brown	92072-27-CB-CO 6 W/ 220 lm
		deep black RAL 9005	92072-27-BL-CO 6 W/ 220 lm

+ Details . Seite page 170

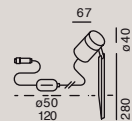


## piek mini connect Design:Sebastian David Büscher

supply cable:  
1m luminaire (05RN8-F 2x0,75 mm<sup>2</sup>)  
+ 2 m driver (05RN8-F 3G1,0mm<sup>2</sup>) incl.connect  
plug .driver cable can be shortened on request

colour	item no.	system performance
	anthracite RAL 7016	93077-AN-CO 4 W/ 192lm
	cool brown	93077-CB-CO 4 W/ 192lm
	deep black RAL 9005	93077-BL-CO 4 W/ 192lm









+ Details . Seite page 180



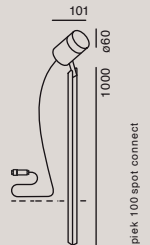
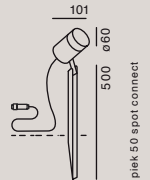
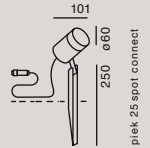
size in mm

## piek spot connect Design:Sebastian David Büscher

supply cable:  
3 m luminaire (05RN8-F 3G0,75 mm<sup>2</sup>) incl.connect  
plug .cable can be shortened on request




	colour		item no.	system performance
piek 25 spot connect		anthracite RAL 7016	92076-AN-CO	6 W/ 232 lm
		cool brown	92076-CB-CO	6 W/ 232 lm
		deep black RAL 9005	92076-BL-CO	6 W/ 232 lm
piek 50 spot connect		anthracite RAL 7016	92077-AN-CO	6 W/ 232 lm
		cool brown	92077-CB-CO	6 W/ 232 lm
		deep black RAL 9005	92077-BL-CO	6 W/ 232 lm
piek 100 spot connect		anthracite RAL 7016	92078-AN-CO	6 W/ 232 lm
		cool brown	92078-CB-CO	6 W/ 232 lm
		deep black RAL 9005	92078-BL-CO	6 W/ 232 lm

+ Details . Seite page 174

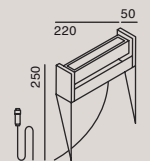


## slat spike connect Design:KlausNolting

supply cable:  
3 m luminaire (05RN8-F 3G0,75 mm<sup>2</sup>) incl.connect  
plug .cable can be shortened on request

colour		item no.	system performance
	anthracite RAL 7016	91030-27-AN-CO	8 W/ 280 lm
	cool brown	91030-27-CB-CO	8 W/ 280 lm
	deep black RAL 9005	91030-27-BL-CO	8 W/ 280 lm

+ Details . Seite page 206



size in mm

# shot connect

Design: Sebastian David Büscher

supply cable:  
3 m luminaire (05RN8-F 3G0,75 mm<sup>2</sup>) incl. connect  
plug . cable can be shortened on request






138

	colour		item no.	system performance
shot 4 W connect		anthracite RAL 7016	91090-27-4W-AN-CO	4 W/ 219 lm
		cool brown	91090-27-4W-CB-CO	4 W/ 219 lm
		deep black RAL 9005	91090-27-4W-BL-CO	4 W/ 219 lm
shot 15W connect		anthracite RAL 7016	91090 -27-15W-AN-CO	15 W/ 874 lm
		cool brown	91090 -27-15W-CB-CO	15 W/ 874 lm
		deep black RAL 9005	91090 -27-15W-BL-CO	15 W/ 874 lm

## Required accessory

### shot ring for solid ground

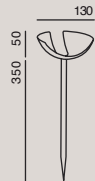
colour		item no.	material
	anthracite RAL 7016	91090-R-AN	Aluminium die-casting powder-coated
	cool brown	91090-R-CB	Aluminium die-casting powder-coated
	deep black RAL 9005	91090-R-BL	Aluminium die-casting powder-coated



ø80

### shot tee for unpaved bedsand greens

colour		item no.	material
	anthracite RAL 7016	91091-AN	Stab: Edelstahl pulverbeschichtet pole: stainless steel powder-coated
	cool brown	91091-CB	Stab: Edelstahl pulverbeschichtet pole: stainless steel powder-coated
	deep black RAL 9005	91091-BL	Stab: Edelstahl pulverbeschichtet pole: stainless steel powder-coated



130

+ Details . Seite page 188

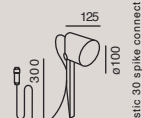
size in mm

## stic spike connect Design:KlausNolting

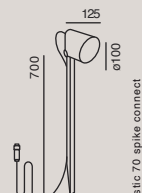
supply cable:  
3 m luminaire (05RN8-F 3G0,75 mm<sup>2</sup>) incl.connect  
plug .cable can be shortened on request

	colour	item no.	system performance
stic.30 spike connect	 anthracite RAL 7016	91061-27-AN-CO	8 W/ 559 lm
	 cool brown	91061-27-CB-CO	8 W/ 559 lm
	 deep black RAL 9005	91061-27-BL-CO	8 W/ 559 lm
stic.70 spike connect	 anthracite RAL 7016	91060-27-AN-CO	8 W/ 559 lm
	 cool brown	91060-27-CB-CO	8 W/ 559 lm
	 deep black RAL 9005	91060-27-BL-CO	8 W/ 559 lm

+ Details . Seite page 214






stic 30 spike connect



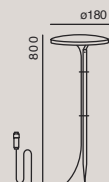
stic 70 spike connect

## pad connect Design:Sebastian David Büscher

supply cable:  
3 m luminaire (05RN8-F 3G0,75 mm<sup>2</sup>) incl.connect  
plug .cable can be shortened on request

	colour	item no.	system performance
 anthracite RAL 7016	91065-27-AN-CO	8 W/ 553 lm	
 cool brown	91065-27-CB-CO	8 W/ 553 lm	
 deep black RAL 9005	91065-27-BL-CO	8 W/ 553 lm	

+ Details . Seite page 202



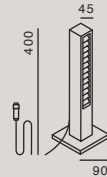
size in mm

## lin base connect

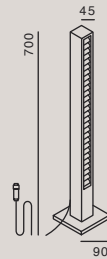
Design:IP44.DE

supply cable:  
5 m luminaire (05RN8-F 3G0,75 mm<sup>2</sup>) incl.connect  
plug .cable can be shortened on request

	colour	item no.	system performance
lin 40 base connect		anthracite RAL 7016	9 W/ 164 lm
		cool brown	9 W/ 164 lm
		deep black RAL 9005	9 W/ 164 lm
lin 70 base connect		anthracite RAL 7016	18 W/ 328 lm
		cool brown	18 W/ 328 lm
		deep black RAL 9005	18 W/ 328 lm



lin 40 base connect



lin 70 base connect

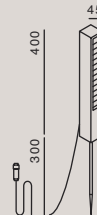
+ Details . Seite page 218

## lin spike connect

Design:IP44.DE

supply cable:  
5 m luminaire (05RN8-F 3G0,75 mm<sup>2</sup>) incl.connect  
plug .cable can be shortened on request

	colour	item no.	system performance
lin 40 spike connect		anthracite RAL 7016	9 W/ 164 lm
		cool brown	9 W/ 164 lm
		deep black RAL 9005	9 W/ 164 lm
lin 70 spike connect		anthracite RAL 7016	18 W/ 328 lm
		cool brown	18 W/ 328 lm
		deep black RAL 9005	18 W/ 328 lm



lin 40 spike connect



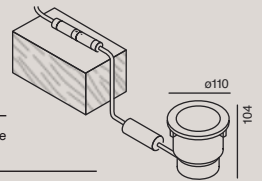
lin 70 spike connect





+ Details . Seite page 224

size in mm

## in A + in S connect Design:IP44.DE

supply cable:  
2 m luminaire (05RN8-F 3G0,75 mm<sup>2</sup>)  
with aquastop;incl.connect plug




	colour		item no.	system performance
in A connect		stainless steel safety glass clear	91081-27-CO	8 W/ 539 lm
		stainless steel black galvanized safety glass tinted	91081-27-BL-CO	8 W/ 238 lm
in S connect		stainless steel safety glass clear	91080-27-CO	8 W/ 574 lm
		stainless steel black galvanized safety glass tinted	91080-27-BL-CO	8 W/ 261lm

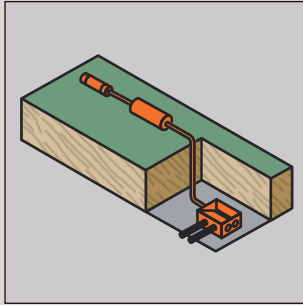
+ Details . Seite page 246

size in mm

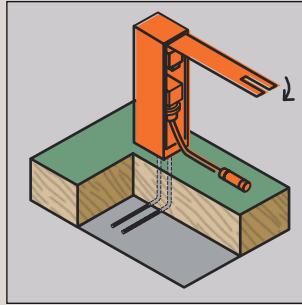
# IP44.DE connect



mains connection port

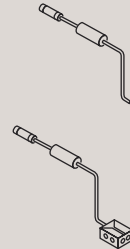


underground connection kit



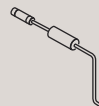
jack . connecting pillar

article	item no.	details
5 m mains connection port	55100	safety plug on connect socket cable: H07RN-F 3G1,5mm <sup>2</sup> protection class:IP44
underground connection kit	55202	2 m Anschlussverbindung mit connect Buchse, Aquastop und offenem Kabelende Erdkabel: H07RN8-F 3G1,5mm <sup>2</sup> Erd-Abzweigkasten inkl. Anschlussklemme + Vergussmasse Installation: 7x Kabeleinführung Anschlussklemme 5x 2,5 mm <sup>2</sup> Schutzart: IP67 . connect Stecker: IP65 2 m connection port with connect socket, aquastop and open cable end underground cable: H07RN8-F 3G1,5mm <sup>2</sup> earth distribution box incl. connection terminal + cast resin installation: 7x cable entry point connection terminal 5x 2,5 mm <sup>2</sup> protection class:IP67 . connect plug: IP65
jack . connecting pillar	EUR-norm 55090-AN 55090-CB 55090-BL  BE + FR-norm 55090-BEFR-AN 55090-BEFR-CB 55090-BEFR-BL  CH-norm 55090-CH-AN 55090-CH-CB 55090-CH-BL	incl. 2x safety sockets (Belgian/French + Swiss norm possible) installation: connection terminal 5x 1,5mm <sup>2</sup> possibility of through wiring with Y-connector inside pillar assembly: on site foundation or solid ground material: aluminium die-casting powder-coated protection class:IP54



size in mm

article	item no.		details
earth connection port	55112		2 m earth connection port with connect socket, aquastop and open cable end underground cable: H07RN8-F 3G1,5mm <sup>2</sup> protection class:IP67 . connect plug: IP65
extension cable	2 m	55102	connect plug on connect socket cable: H07RN-F 3G1,5mm <sup>2</sup> protection class:IP65
	5 m	55105	
	10 m	55110	special lengths on request
Y-junction box	55122		1xconnect plug, 2x connect socket protection class:IP65
H-junction box	55123		1xconnect plug, 3x connect socket protection class:IP65
sealing cap socket	55192		cover for open sockets of Y + H-junction box
controller	55400		compatibility: Casambi in- and output voltage: 230V max. output power: 100 W transmission range: 60 m (free area) protection class:IP65



# portable

aqu	316
cherry bubbls	294
cherry bubbls canes	300
fil	304
glim	308
lix family	266
lix	270
lix mini	274
lix skinny	278
multi charging base	282
qu	284
qua	312

# lix family





# lix family





Im Jahr vier nach ihrer Premiere haben wir unserer wachsenden lix-Familie ein paar Updates gegönnt: lix gibt es jetzt in drei weiteren Oberflächen und mit verbesserten Ladeoptionen. In year four after the initial launch, we have made a few updates to our growing lix family. lix is now available with three additional surface finishes and improved charging options.

lix





# lix

The charging options for our portable best-seller are as uncomplicated as lix itself. To restore full power again, lix is simply placed on its charging base—that's all! The power grid takes care of the rest. And the new brass, chrome and dark chrome surface finishes make lix stand out even more.



New: lix recharges itself with energy on its practical charging base. Simply put it on and it recharges automatically.



reddot winner 2020  
lighting design

DESIGN **PLUS**

technical information:  
LED\_dim to amber 2700K - 1800K  
lithium-ion battery .2x 2600 mAh

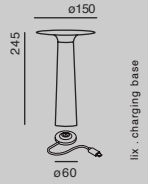
battery operating time:  
5 hrs.to 48 hrs.,depending on the dimming level

power source:  
item no.93933:charging base with 1,2m USB-C-cable incl.  
item no.93930:1,2 m USB-C-cable incl.

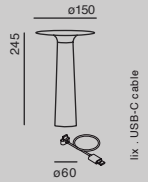
material:  
• coloursTG + BB + PW + JB + FS+ SE+ SU:aluminium die-casting lacquered + polycarbonate matt  
• coloursBA + CR+ DCfor interior use:aluminium die-casting plated + polycarbonate matt  
protection class:!P44

Thisproduct containsa light source of energy efficiency class E

light direction:



lix .charging base



lix .USB-C cable

charging base			USB-C cable		
colour	item no.	performance	colour	item no.	performance
	93933-TG	4 W/200 lm		93930-JB	4,2 W/200 lm
	93933-BB	4 W/200 lm		93930-FS	4,2 W/200 lm
	93933-PW	4 W/200 lm		93930-AU	4,2 W/200 lm
	93933-JB	4 W/200 lm		93930-MN	4,2 W/200 lm
	93933-FS	4 W/200 lm		93930-RU	4,2 W/200 lm
	93933-SE	4 W/200 lm			
	93933-SU	4 W/200 lm			
	93933-BA	4 W/200 lm			
	93933-CR	4 W/200 lm			
	93933-DC	4 W/200 lm			

accessory			accessory		
USB-C-charger black	55921-BL		USB-Ladegerät	55920	
solarbank	53410	Seite page 358	solarbank	53410	Seite page 358
multi charging base	53420	Seite page 296			
charging base (set of 3)	53421	Seite page 296			

+ Related products . lix mini . lix skinny . lix spike . lix spike solar

size in mm

# lix mini





# lix mini

Candlelight feeling without any candles? lix mini fulfils this task with ease. Our smallest lix version creates the perfect atmosphere with dim to amber function, conveniently without any flickering, fire or soot. In the new brass, chrome and dark chrome surface finishes, our flexible luminaire adds a cool touch to the ambience.



2700 K  
BUG FRIENDLY



2700K  
1800K  
DIM TO  
AMBER



lix mini recharges itself with fresh energy on its practical charging base. Simply put it on and it recharges automatically.

## lix mini Design:KlausNolting

technical information:  
LED

lithium-ion battery .1x2600 mAh  
dim to amber 2700K - 1800K

battery operating time:  
5 hrs.to 48 hrs.,depending on the dimming level

power source:  
charging base with 1,2m USB-C-cable included






material:  
• coloursBB + PW + JB + FS:aluminium die-casting  
lacquered + polycarbonate matt  
• coloursBA + CR+ DC for interior use:aluminium  
die-casting plated + polycarbonate matt

protection class:IP44

This product contains a light source of  
energy efficiency class E

light direction:



colour		item no.	system performance
	bright bronze	93931-BB	2 W/ 100 lm
	pearl white	93931-PW	2 W/ 100 lm
	jet black	93931-JB	2 W/ 100 lm
	frozen silver	93931-FS	2 W/ 100 lm
	brass	93931-BA	2 W/ 100 lm
	chrome	93931-CR	2 W/ 100 lm
	dark chrome	93931-DC	2 W/ 100 lm
<b>accessory</b>	<b>article</b>	<b>item no.</b>	
	USB-C-charger black	55921-BL	
	solarbank	53410	Details . Seite page 358
	multi charging base	53420	Details . Seite page 296

+ Related products . lix . lix skinny . lix spike . lix spike solar

size in mm

# lix skinny





# lix skinny

Filigree shape, lots of atmosphere: the slender sister of our bestseller lix, lix skinny comes with a narrower contour and smaller head. Nevertheless, our portable table luminaire provides cosy light both indoors and outdoors. It also has a lean operating concept: one tap is enough to switch it on or off, another to adjust the desired light intensity.



2700 K  
BUG-FRIENDLY



2700K  
1800K  
DIM TO  
AMBER



lix skinny recharges itself with fresh energy on its practical charging base. Simply put it on and it recharges automatically.

# lix skinny Design:KlausNolting

## technical information:

LED

lithium-ion battery .1x2600 mAh

dim to amber 2700K - 1800K

## battery operating time:

5 hrs.to 48 hrs.,depending on the dimming level

## power source:

charging base with 1,2m USB-C-cable included

## material:

• coloursBB + PW + JB + FS:aluminium die-casting  
lacquered+ polycarbonate matt





• coloursBA + CR+ DC for interior use:aluminium  
die-casting plated + polycarbonate matt

protection class:IP44

This product contains a light source of  
energy efficiency class E

## light direction:



colour		item no.	system performance
	bright bronze	93932-BB	2 W/ 100 lm
	pearl white	93932-PW	2 W/ 100 lm
	jet black	93932-JB	2 W/ 100 lm
	frozen silver	93932-FS	2 W/ 100 lm
	brass	93932-BA	2 W/ 100 lm
	chrome	93932-CR	2 W/ 100 lm
	dark chrome	93932-DC	2 W/ 100 lm

accessory	article	item no.	
	USB-C-charger black	55921-BL	
	solarbank	53410	Details . Seite page 358
	multi charging base	53420	Details . Seite page 296

+ Related products . lix . lix mini . lix spike . lix spike solar

size in mm

# multi charging base

One for all: our multi charging base is capable of charging up to six luminaires in the lix family at the same time. To deal with a larger number, up to six multi charging bases can be linked together to charge up to 36 luminaires.



Three spacers are needed for simultaneous charging of six lix luminaires on a multi charging base. Three luminaires are thus raised slightly, giving our luminaires enough head space.



For more charging power, up to six multi charging bases can be linked together to charge up to 36 luminaires at the same time.

## multi charging base

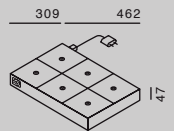
multi charging base with 1,6m supply cable and safety plug + socket to connect up to max. 6x multi charging base (for up to 36x lix/ lix mini/ lix skinny)

charging time lix + lix mini + lix skinny: 100% after approx. 5 hrs.

colour	item no.	material
 black	53420	ABS + steel

+ With Swiss plug as an option . item no. + prices in separate price list + [www.IP44.de](http://www.IP44.de)

accessory	article	item no.	material
	spacer lix for multi charging base (set of 3)	53421	polycarbonate



size in mm

qu





WHITE

LENDEN  
GREEN PALE

MAGNETIC ARPEA  
LONDONDERRY

four neighbours - get to know

BEAUTY  
IN THE EAST

DEFEAT  
THE NEW  
WESTERLAND

four neighbours - get to

THE CULTURE OF  
TWENTY-CRACY POST

# qu

The modern lantern with great light can go wherever we want to be! In combination with the hook, qu shines a light on every wall, or you can hang it from the rope in trees, under veranda or balcony roofs, or from the pin set in the ground.



2700 K  
BUGFRIENDLY



3-STEP  
TOUCHDIMMER



With the 3-step touch dimmer, it creates atmospheric moments indoors and outdoors, while the colours jet black + bright bronze with the amber-coloured glass body harmonize beautifully with every setting.



GERMAN  
DESIGN  
AWARD  
NOMINEE  
2023



reddot winner 2021  
lighting design



We have added two more decorative glass colours to our design-award winning lantern qu. For all those who now struggle to choose between jade and rose: why not simply choose both?



qu





With the simple aluminium spike in the ground, you hang on the projecting arm, creating an island of homely-cosy light.

qu





With the hinged handle the qu can be hung on the qu hook and thus becomes an independant wall luminaire.

qu



**qu** Design:Sebastian David Büscher

technical information:

LED  
lithium-ion battery .2x 2000 mAh  
2700K

battery operating time:

- approx.5 hrs.at 100%(level 3)
- approx.10 hrs.at 50%(level 2)
- approx.20 hrs.at 25%(level 1)

3-step touch dimmer

power source:

1,2m USB-C to USB-A-cable included

material:

aluminium die-casting lacquered + tinted glass

protection class:IP44

This product contains a light source of energy efficiency class F

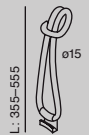
light direction:



colour	item no.	system performance
	bright bronze + glass amber 93950-BB	3,5 W/ 76 lm
	jet black + glass amber 93950-JB	3,5 W/ 76 lm
	bright bronze + glass rose 93950-BB-RO	3,5 W/ 76 lm
	jet black + glass rose 93950-JB-RO	3,5 W/ 76 lm
	bright bronze + glass jade 93950-BB-JA	3,5 W/ 76 lm
	jet black + glass jade 93950-JB-JA	3,5 W/ 76 lm

accessory

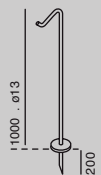
article	colour	item no.	material
qu rope	black	93951	Silicone-rubber + polycarbonate lacquered
qu hook	bright bronze	93952-BB	Aluminium die-casting lacquered
	jet black	93952-JB	Aluminium die-casting lacquered
qu pin	black	93953	Aluminium die-casting powder-coated
USB-charger	black	55920-BL	
solarbank		53410	Details . Seite page 358



qu rope



qu hook



qu pin

size in mm

# cherry bubbles

A string of three glowing spherical lights hangs from a tree branch. The lights are small, round, and have a warm, golden glow. They are connected by a thin black cord. The background is filled with lush green leaves and branches, creating a dense, natural setting. The lighting is soft and warm, suggesting an evening or dusk setting.



# cherry bubbls powerbank

If glow worms are allegedly seen in lots more gardens in future, this could be due to cherry bubbls. The simple yet refined light chain can be hung anywhere from trees or fastened to balcony railings, wherever subtle light accents are pleasing to the eye. And the powerbank as energy source makes it almost as flexible as a glow worm, shining all over the place.



2700 K  
BUGFRIENDLY



3-STEP  
PRESSDIMMER



GERMAN  
DESIGN  
AWARD  
WINNER  
2024



reddot winner 2023  
lighting design



best of best



Fluctuating moods? Our cherry bubble powerbank can be adjusted to every mood in three phases. Depending on the dimming phase, the powerbank supplies energy for up to 40 atmospheric hours.

# cherry bubbbs plug

Fortunately, there are plenty of reasons to celebrate, and this also goes for cherry bubbbs: our light chain started bringing home various design awards right after its premiere. Reason enough for us to add another version: cherry bubbbs plug can be used whenever there's a direct mains connection in the vicinity.



reddot winner 2023  
lighting design



cherry bubbbs plug is equipped with  
safety plug and driver.

# cherry bubbls plug Design:KlausNolting

technical information:  
 230V LED .270 0K .L70/ 50.0 00 h  
 dimmable viatrailing edge dimmer  
 7 luminaire bodies.for hanging

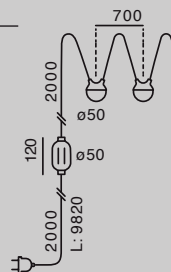
supply cable:  
 2 m light chain (H05RN-F 2x0,5 mm<sup>2</sup>)  
 + 2 m driver (05RN8-F 3G1,0mm<sup>2</sup>)  
 incl.safety plug ready to connect


material:silicone + smoke-coloured glass

protection class:  
 light chain:IP65 .driver:IP67 .plug:IP44

Thisproduct containsa light source of  
 energy efficiency class E

light direction:



colour	item no.	system performance
 black	93852	4 W/ 130 lm

+ With Swiss plug as an option . item no. + prices in separate price list + [www.IP44.de](http://www.IP44.de)

# cherry bubbls powerbank

technical information:  
 LED .2700K .3-step dimming  
 lithium-ion battery .2x 2500 mAh  
 7 luminaire bodies.for hanging

battery operating time:  
 • approx.10 hrs.at 100%(level 3)  
 • approx.20 hrs.at 50%(level 2)  
 • approx.40 hrs.at 25%(level 1)

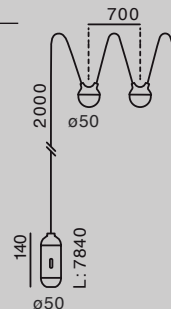
power sourcepowerbank:  
 2 m USB-C-cable included


material:silicone + smoke-coloured glass

protection class: IP65

Thisproduct containsa light source of  
 energy efficiency class E

light direction:



colour	item no.	system performance
 black	93850	2,1W/60 lm

accessory	article	item no.
	cherry bubbls canes	93853
	USB-C-charger black	55921-BL

+ Related products . cherry bubbls solar

size in mm

# cherry bubblis canes





# cherry bubbls canes

cherry bubbls canes turns simple tables into a festive setting or an atmospheric working environment. The table mount comes with a simple powder-coated steel profile holder that is easy to fasten to table tops or working surfaces.





The powerbank and the driver of the light chain cherry bubbls disappear discreetly below the table top.

## cherry bubbls canes

table mount for light chain cherry bubbls

material:  
steel powder-coated

recommended table width: 2 - 4,5 m

table top thickness: 20 - 50 mm

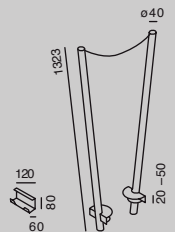
colour

item no.

 black

93853

+ Related products . cherry bubbls plug . cherry bubbls powerbank



size in mm

fil





# fil

It's a well-known fact that a cube has six sides. In fil, the sides consist of a solar panel that is embedded flush in translucent fabric. A second inner cube of translucent polycarbonate creates a uniform light effect. fil with dim to amber function. Depending on atmosphere and mood, their light colour can be dimmed down from warm white 2700 to ultra-cosy 1800 Kelvin, which is the colour temperature of candles and fire.



SOLAR



2700 K  
BUGFRIENDLY



AUTOMATIC  
MODE



AUTOMATIC+  
MANUALMODE



DIM TO  
AMBER



In beiden Modi ist die Leuchte Dim to Amber. The integrated function button allows you to change over between manual and automatic mode. In automatic mode, the luminaire lights up automatically when it starts to get dark and stay on for 5 hours. In manual mode, the function button is used for switching on and off. In both modes, the luminaire can be dimmed dim to amber.

This is the fabric that fabulous light is made of: fil is covered with weatherproof, UV-resistant outdoor fabric that emanates brightness in a very pleasant way. Our Bauhaus-inspired luminaire is available in a height of 48 and 71 centimetres.



**fil** Design: Klaus Nolting

**technical information:**

LED

lithium-ion battery .4x 2600 mAh

dim to amber 2700K - 1800K

solar panel

optional change between manual + automatic mode

battery operating time automatic mode: automat. switch-on at dusk for approx. 5 hrs.

battery operating time manual mode: 10 hrs. to 55 hrs., depending on the dimming level

alternative power source: 2 m USB-C-cable included

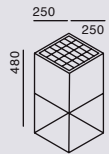
**material:**

aluminium die-casting powder-coated + cover: white outdoor fabric translucent

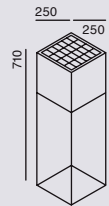
protection class: IP65

This product contains a light source of energy efficiency class F

**light direction:**



fil S



fil M

	colour		item no.	system performance
fil S		deep black RAL 9005	93812-BL	7 W/230 lm
fil M		deep black RAL 9005	93813-BL	7 W/230 lm
accessory	article		item no.	
	USB-C-charger black		55921-BL	

size in mm

glim



# glim

Pure elegance in a reduced design language for cosy outdoor life:glim! The battery-powered table luminaire can be positioned everywhere. The magnetic luminaire pole – unmistakably inspired by traditional candlelight – also works when separated from the base: it can be placed quite simply on metallic surfaces.



2700 K  
BUG-FRIENDLY



3-STEP  
PRESSDIMMER



Brilliant light and atmospheric light distribution is produced by a small reflector incorporated in the acrylic head.





## glim Design: Klaus Nolting

### technical information:

LED  
NiMH battery .3x 1000 mAh  
2700 K

### battery operating time:

- approx. 7 hrs. at 100% (level 3)
- approx. 14 hrs. at 50% (level 2)
- approx. 28 hrs. at 25% (level 1)

### 3-step dimming

### power source:

1,2m USB-C-cable included

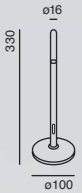
### material:





aluminium die-casting lacquered + acrylic glass

### protection class: IP44

This product contains a light source of energy efficiency class E

### light direction:



colour		item no.	system performance
	true gold	93910-TG	0,5 W/ 15lm
	bright bronze	93910-BB	0,5 W/ 15lm
	pearl white	93910-PW	0,5 W/ 15lm
	jet black	93910-JB	0,5 W/ 15lm
accessory	article	item no.	
	USB-charger	55920	
	solarbank	53410	Details . Seite page 358

size in mm

qua





# qua

Small, but what a luminaire! qua is the power cube among the solar luminaires. Scores with its compact size and own power supply. The optional changeover from manual to automatic mode makes qua practically self-sufficient.



SOLAR



2700 K  
BUGFRIENDLY



8-STEP  
PRESSDIMMER



AUTOMATIC  
MODE



AUTOMATIC-  
MANUALMODE



The integrated function button can be used to change over between manual and automatic mode. In automatic mode, the luminaire lights up automatically when it starts to get dark and stays on for 5 hours.

In manual mode, the function button is used for switching on and off. In both modes, the luminaire can be dimmed in 3 steps.



**qua** Design: Klaus Nolting

**technical information:**

LED  
 lithium-ion battery .2x 2000 mAh  
 2700 K  
 solar panel

optional change between manual  
 + automatic mode

battery operating time automatic mode:  
 automat. switch-on at dusk for approx. 5 hrs.

battery operating time manual mode:  
 • approx. 7 hrs. at 100% (level 3)  
 • approx. 14 hrs. at 50% (level 2)  
 • approx. 32 hrs. at 25% (level 1)

3-step dimming

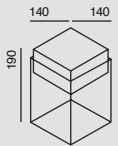
alternative power source:  
 2 m USB-C-cable included

material:  
 aluminium die-casting lacquered  
 + polycarbonate matt

protection class: IP65

This product contains a light source of  
 energy efficiency class E

light direction:



colour		item no.	system performance
	bright bronze	93825-BB	2,1W/ 75 lm
	pearl white	93825-PW	2,1W/ 75 lm
	jet black	93825-JB	2,1W/ 75 lm
accessory	article	Art.-Nr. item no.	
	USB-charger black	55920-BL	

size in mm

aqu





# aqu

Isn't it wonderful when a luminaire is not just aesthetic but also highly intelligent? Our hybrid luminaire aqu collects energy during the day and emits it in the form of amazingly bright light in the evening. Its integrated solar panel and efficient battery provide many hours of warm and welcoming brightness. If enough power is not available from the sun, the luminaire can be recharged using the USB port on the side.



SOLAR



2700 K  
BUGFRIENDLY



3-STEP  
PRESSDIMMER



Wo ein echter Lichtblick gefragt ist. So beautiful that you'll want to take it indoors too (and you can!): with its gently curved handle, aqu allows you to take it wherever you need to create a real bright spot.





## aqu Design:KlausNolting

### technical information:

LED  
 NiMH battery .3x 2400 mAh  
 2700 K  
 solar panel

### battery operating time:

- approx. 10 hrs.at level 3
- approx. 12 hrs.at level 2
- approx. 24 hrs.at level 1

### 3-step dimming

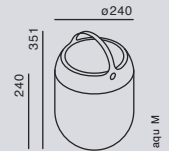
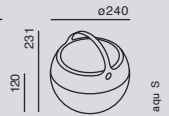
alternative power source:  
 1,2m USB-C-cable included



material:  
 mouth-blown crystal glass  
 + aluminium die-casting powder-coated

protection class:IP65

This product contains a light source of  
 energy efficiency class G

### light direction:



	colour	item no.	system performance	
aqu S		true gold	91910-TG	1,5W/ 75 lm
		bright bronze	91910-BB	1,5W/ 75 lm
		pearl white	91910-PW	1,5W/ 75 lm
		jet black	91910-JB	1,5W/ 75 lm
aqu M		true gold	91911-TG	1,5W/ 75 lm
		bright bronze	91911-BB	1,5W/ 75 lm
		pearl white	91911-PW	1,5W/ 75 lm
		jet black	91911-JB	1,5W/ 75 lm
accessory	article	item no.		
	USB-charger	55920		

size in mm

# solar + solar join

cherry bubbls solar	340
kal solar	326
lix spike solar	330
piek mini solar	322
reed solar	334
reed solar set	338
solarbank	344
solar join	346
kal solar join	343
lix spike solar join	347
piek mini solar join	339
reed solar join	351
solar join accessory	350

# piek mini solar





# piek mini solar

piek mini solar is a stand-alone solution in the best sense of the word. The flexible up- or downlight has its own solar and storage module so it can be used in places where light is needed but where there is no power socket in the vicinity. The solar join version can be used to form luminaire clusters made of up to four piek mini solar join.



SOLAR



2700 K  
BUGFRIENDLY



AUTOMATIC  
MODE



solar  
join



The luminaire switches on when it starts to get dark thanks to the automatic twilight function.

## piek mini solar Design:Sebastian David Büscher

### technical information:

LED

lithium-ion battery .1x2600 mAh

270 0 K

solar panel S

reflector:flood

twilight function:automat.switch-on  
at dusk for approx.5 hrs.

### supply cable:

1m luminaire + 1 m solar panel (05RN8-F 2x0,75 mm<sup>2</sup>)

### assembly:

for unpaved bedsand greens  
movable

### material:

luminaire:head:aluminium die-casting powder-coated

+ clear glass;pole:stainlessteel powder-coated

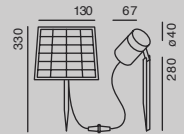
solar panel:head:aluminium die-casting powder-coated




+ clear glass;pole:stainlessteel powder-coated

Schutzart:IP65

Thisproduct containsa light source  
of energy efficiency classE




light direction:



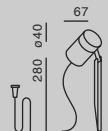
colour	item no.	system performance
 RAL 7016	93076-AN	1,1W/ 70 lm
 cool brown	93076-CB	1,1W/ 70 lm
 RAL 9005	93076-BL	1,1W/ 70 lm

## piek mini solar join

supply cable: 1m luminaire (05RN8-F 2x0,75 mm<sup>2</sup>)  
incl. solar join plug

colour	item no.	system performance
 anthracite RAL 7016	93076-AN-JO	4 W/240 lm - 1W/60 lm 1x- 4x piek mini solar join
 cool brown	93076-CB-JO	4 W/240 lm - 1W/60 lm 1x- 4x piek mini solar join
 deep black RAL 9005	93076-BL-JO	4 W/240 lm - 1W/60 lm 1x- 4x piek mini solar join

+ IP44.DE solar join accessory . page 369



+ Related products . piek . piek lettura . piek mini . piek spot

size in mm

# kal solar





# kal solar

Like a filigree finger, kal reaches up from flowerbeds, the wayside or across the ground – ideal for lighting up plants or paths. It comes in two sizes (30 and 60 cm height), in a solar-powered version and with further various connection options. kal solar join can be used to connect several luminaires in the best possible way.



SOLAR



2700 K  
BUG-FRIENDLY



AUTOMATIC  
MODE



solar  
join



kal solar draws  
its energy straight from  
its own solar panel.

## kal solar Design:KlausNolting

### technical information:

LED

lithium-ion battery .1x2600 mAh

270 0 K

solar panel S

twilight function: automat. switch-on  
at dusk for approx. 5 hrs.

supply cable:

1,2m luminaire + 1m solar panel (05RN8-F 2x0,75 mm<sup>2</sup>)

assembly:

for unpaved bedsand greens

movable

material:

luminaire: aluminium die-casting powder-coated

+ polycarbonate matt

pole: stainlesssteel powder-coated

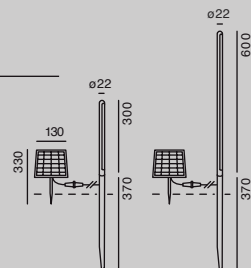
solar panel: head: aluminium die-casting powder-coated



+ clear glass; pole: stainlesssteel powder-coated

Schutzart: IP65

This product contains a light source  
of energy efficiency class E

light direction:



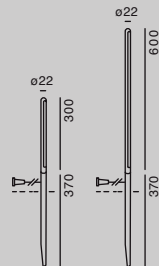
	colour		item no.	system performance
kal S solar		deep black RAL 9005	93080-BL	1,1W/ 30 lm
kal M solar		deep black RAL 9005	93081-BL	1,1W/ 30 lm

## kal solar join

supply cable: 1,2m luminaire (05RN8-F 2x0,75 mm<sup>2</sup>)  
incl. solar join plug

	colour		item no.	system performance
kal S solar join		deep black RAL 9005	93080-BL-JO	4 W/ 104 lm - 1W/ 26 lm 1x- 4x kal S solar join
kal M solar join		deep black RAL 9005	930 81-BL-JO	4 W/ 104 lm - 1W/ 26 lm 1x- 4x kal M solar join

+ IP44.DE solar join accessory . page 369



+ Related products . kal

size in mm

# lix spike solar





# lix spike solar

The slender sister of our portable bestseller lix. And in just the same way, lix spike solar provides glare-free wide-area all-round light, creating atmospheric light islands. This luminaire is supplied with power by its own solar and storage module, so that it is absolutely self-sufficient. The solar join version for combining up to four solar luminaires.



SOLAR



2700 K  
BUGFRIENDLY



5h  
AUTOMATIC  
MODE

solar  
join

Lix spike solar requires neither a power outlet nor a solid surface. That makes it very self-sufficient. The solar panel supplies all the energy it needs. The luminaire switches on when it starts to get dark thanks to the automatic twilight function.



## lix spike solar Design:KlausNolting

### technical information:

LED

lithium-ion battery . 1x2600 mAh

2700 K

solar panel S

twilight function: automat. switch-on  
at dusk for approx. 5 hrs.

supply cable:

0,8 m luminaire + 1m solar panel (05RN8-F 2x0,75 mm<sup>2</sup>)

assembly:

for unpaved bedsand greens

movable

material:

luminaire: aluminium die-casting powder-coated

+ polycarbonate matt

solar panel: head: aluminium die-casting powder-coated




+ clear glass; pole: stainlesssteel powder-coated

Schutzart: IP65

This product contains a light source  
of energy efficiency class E




light direction:



colour		item no.	system performance
	anthracite RAL 7016	93093-AN	1,1W/65 lm
	cool brown	93093-CB	1,1W/65 lm
	deep black RAL 9005	93093-BL	1,1W/65 lm

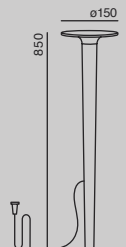
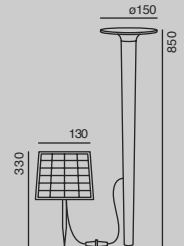
## lix spike solar join

supply cable: 0,8 m luminaire (05RN8-F 2x0,75 mm<sup>2</sup>)  
incl. solar join plug

colour		item no.	system performance
	anthracite RAL 7016	93093-AN-JO	4,4 W/260 lm - 1,1W/65 lm 1x- 4x lix spike solar join
	cool brown	93093-CB-JO	4,4 W/260 lm - 1,1W/65 lm 1x- 4x lix spike solar join
	deep black RAL 9005	93093-BL-JO	4,4 W/260 lm - 1,1W/65 lm 1x- 4x lix spike solar join

+ IP44.DE solar join accessory . page 369

+ Related products . lix . lix mini . lix skinny . lix spike



size in mm

# reed solar





# reed solar

Unmistakably inspired by nature. Also at home even in places where there are no reeds or lakes nearby. reed solar with its refined smoke-coloured glass body, simple stainless steel pole and two different heights, creates the right setting for those parts of the garden that are blessed with sunshine but have no power connection. reed solar join can be used to connect up to four luminaires.



SOLAR



2700 K  
BUG FRIENDLY



AUTOMATIC  
MODE



solar  
join



No electricity nearby? reed solar comes with its own solar and storage module so it still brings light into the darkness! The luminaire switches on when it starts to get dark thanks to the automatic twilight function.

# reed solar

Design: Sebastian David Büscher

## technical information:

LED  
 lithium-ion battery .1x2600 mAh  
 2700 K  
 solar panel S

twilight function: automat. switch-on  
 at dusk for approx. 5 hrs.

supply cable:  
 1,4m reed M/ 1,2m reed L  
 + 1m solar panel (05RN8-F 2x0,75 mm<sup>2</sup>)

assembly:  
 for unpaved bedsand greens  
 movable

material:  
 luminaire: aluminium die-casting powder-coated  
 + smoke-coloured glass  
 pole: stainlesssteel powder-coated  
 solar panel: head: aluminium die-casting powder-coated  
 + clear glass; pole: stainlesssteel powder-coated

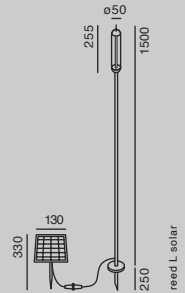
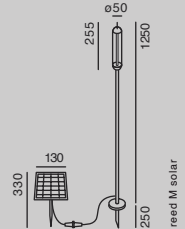
Schutzart: IP65

This product contains a light source  
 of energy efficiency class E

light direction:



	colour		item no.	system performance
reed M solar		deep black RAL 9005	93821-BL	1,1W/ 22 lm
reed L solar		deep black RAL 9005	93822-BL	1,1W/ 22 lm



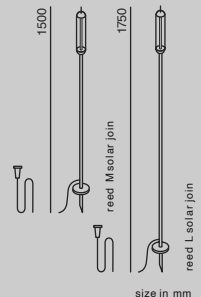
## reed solar join

supply cable: 1,4m reed M/ 1,2m reed L  
 (05RN8-F 2x0,75 mm<sup>2</sup>) incl. solar join plug

	colour		item no.	system performance
reed M solar join		deep black RAL 9005	93821-BL-JO	4 W/64 lm - 1W/ 16 lm 1x- 4x reed M solar join
reed L solar join		deep black RAL 9005	93822-BL-JO	4 W/64 lm - 1W/ 16 lm 1x- 4x reed L solar join

+ IP44.DE solar join accessory . page 369

+ Related products . reed



size in mm

# reed solar set

Two are better than one, particularly with a simple, attractive luminaire like reed. It is no great surprise that customers frequently combine our luminaire inspired by nature. We are now making it twice as easy by combining two reed solar luminaires with a solar panel and a port in an attractively priced set.



SOLAR



2700 K  
BUGFRIENDLY



AUTOMATIC  
MODE



## reed solar set Design:Sebastian David Büscher

### technical information:

LED  
 lithium-ion battery .1x2600 mAh  
 2700 K  
 solar panel S

twilight function: automat. switch-on  
 at dusk for approx. 5 hrs.

assembly:  
 for unpaved beds and greens  
 movable

### set consisting of:

1x reed M solar join deep black with 1,4m supply cable  
 (05RN8-F 2x0,75 mm<sup>2</sup>)  
 1x reed L solar join deep black with 1,2m supply cable  
 (05RN8-F 2x0,75 mm<sup>2</sup>)  
 1x solar panel S deep black with 1m supply cable  
 (05RN8-F 2x0,75 mm<sup>2</sup>)  
 1x port 2

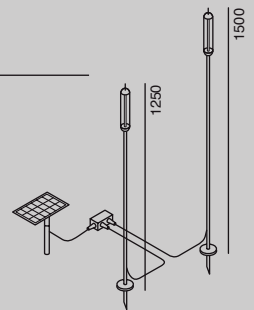
### material:


luminaire: aluminium die-casting powder-coated  
 + smoke-coloured glass  
 pole: stainless steel powder-coated  
 solar panel: head: aluminium die-casting powder-coated  
 + clear glass; pole: stainless steel powder-coated

Schutzart: IP65

This product contains a light source  
 of energy efficiency class E

### light direction:




colour	item no.	system performance
 deep black RAL 9005	93820-BL	2x 0,55 W/ 11lm

+ Related products .reed .reed solar

size in mm

# cherry bubblis solar





# cherry bubbls solar

If glow worms are allegedly seen in lots more gardens in future, this could be due to cherry bubbls solar. The simple yet refined light chain can be hung anywhere from trees or fastened to balcony railings, wherever subtle light accents are pleasing to the eye. And with its solar panel as energy source, it lights up everywhere completely self-sufficiently.



SOLAR



2700 K  
BUGFRIENDLY



AUTOMATIC  
MODE



GERMAN  
DESIGN  
AWARD  
WINNER  
2024



reddot winner 2023  
lighting design



INNOVATIVE  
INTERIOR  
best of best



The light chain switches on when it starts to get dark thanks to the automatic twilight function.



## cherry bubbbs solar Design:KlausNolting

### technical information:

LED  
 lithium-ion battery .1x2600 mAh  
 2700 K  
 solar panel S  
 7 luminaire bodies.for hanging

twilight function: automat. switch-on  
 at dusk for approx.5 hrs.

supply cable:  
 2 m light chain (H05RN-F 2x0,5 mm<sup>2</sup>)  
 + 1 m solar panel (05RN8-F 2x0,75 mm<sup>2</sup>)

### material:

luminaire:silicone + smoke-coloured glass  
 solar panel:head:aluminium die-casting powder-coated  
 + clear glass;pole:stainlesssteel powder-coated

Schutzart:IP65

This product contains a light source  
 of energy efficiency class E

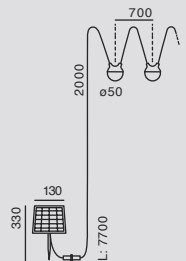
### light direction:



colour	item no.	system performance
--------	----------	--------------------

 black	93851	1,1W/30 lm
---	-------	------------

+ Related products . cherry bubbbs plug . cherry bubbbs powerbank



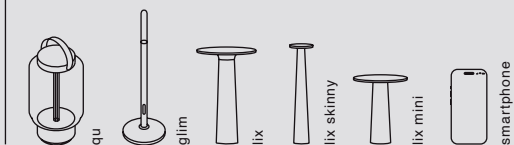
size in mm

# solarbank

Let the sun shine! As a mobile solar power house plus battery storage, solarbank supplies luminaires with renewable energy completely independently. Compatible with qu, glim, lix, lix skinny, lix mini, any smartphone and other electronic devices. Ideal for camping, garden sheds and anywhere where a self-sufficient power supply is needed and a power connection is far away.



Kompatibel mit  
compatible with



## solarbank Design: Paula Schmalhorst

technical information:  
lithium-ion battery .2x 2500 mAh  
solar panel

connection:  
USB-A-socket + USB-C-socket

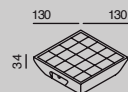
optional for charging the portable luminaire models  
glim, lix, lix mini, lix skinny, qu  
+ for charging smartphones and other  
electronic devices

material:  
aluminium die-casting powder-coated + clear glass

Schutzart: IP44

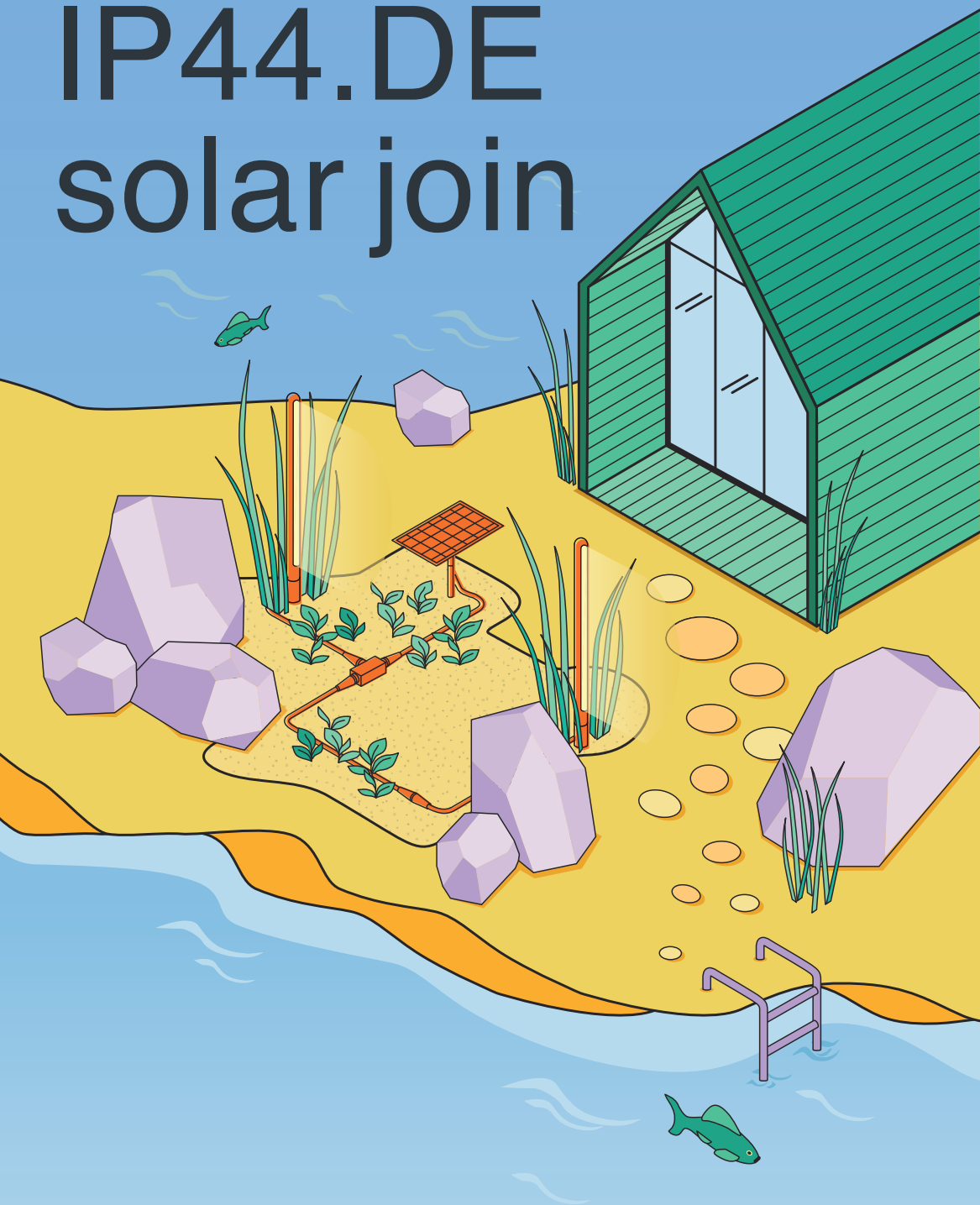
colour	item no.
--------	----------

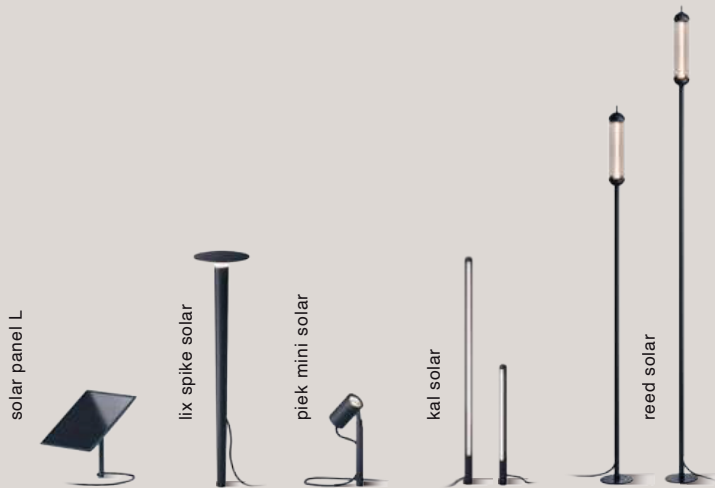
 deep black RAL 9005	53410
--	-------



size in mm

# IP44.DE solar join





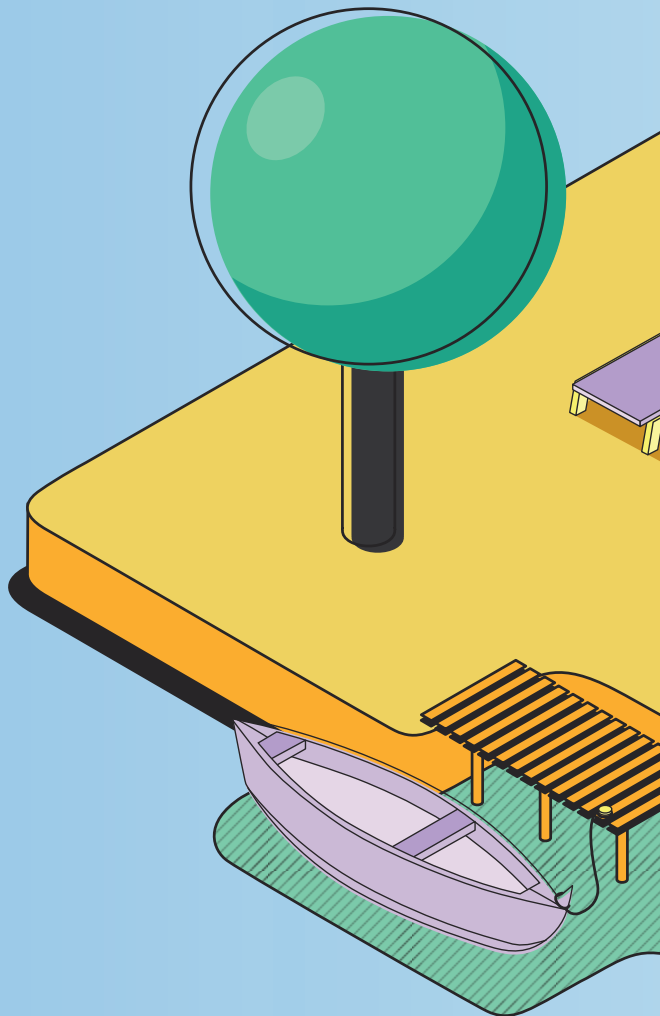
## Simply illuminating

IP44.DE solar join opens a completely new chapter in outside lighting. In combination with up to four solar luminaires and a powerful solar panel, IP44.DE solar join can be used to create absolutely self-sufficient light islands, without any external power connection or conventional energy consumption.

Combinations are possible with all IP44.DE solar join luminaire models for completely different light moods. Seen in the light of day, IP44.DE solar join is thus conceivably the easiest and most resource-efficient lighting solution for gardens, roof patios and balconies.

# 100% climate-positive

IP44.DE solar join stores daytime light for nighttime hours. The system comes on automatically at twilight and, depending on the individual settings, goes off again at the latest five hours later. This also means our luminaire cluster never sheds more light than the amount of solar energy previously collected and stored. During the darker seasons, when the sun is low and after bad weather, the burn time is naturally less. But it is restored to full strength when the sun is higher in the sky and when there are more hours of sunshine.



Strong connection: IP44, DE solar join comes into its own in situations where light is wanted but the next power socket is too far away.



- 1. solar panel L
- 2. port
- 3. extension cable

# Components and configuration



## 1. solar panel L

The heart of every IP44.DE solar join system is the solar panel L. With its generous size of 22.5 x 22.5 cm, it captures lots of sunlight which is stored in a powerful battery. The articulated joint means it can be aligned to the current level of the sun. The degree of twilight at which the luminaire switches on can now be set individually and conveniently. The operating hours can also be chosen between 1 and 5 hours as required. To save energy, the panel can be deactivated completely during periods of absence.

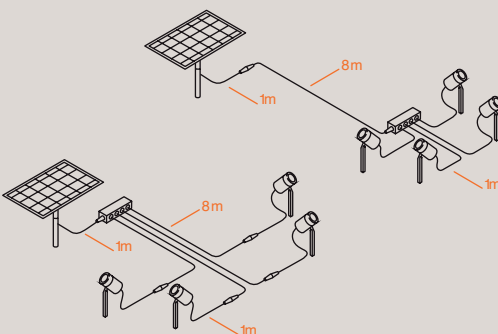


**2. Verlängerungskabel**  
extension cable

The extension cable makes it possible to extend the connection between port and solar panel L or port and solar luminaire. Available in lengths of 2, 4 or 8 metres.

**3. port**

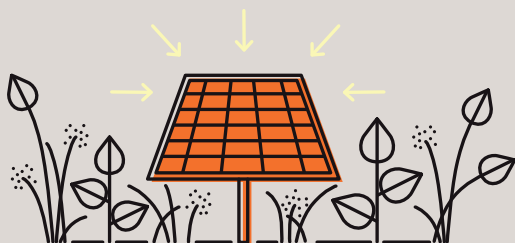
Connects the solar panel L and luminaires; available as T port, port 2, port 3 and port 4 (each with 1 plug + 2/3/4 sockets).



**Verlängerungsvarianten**  
extension variants

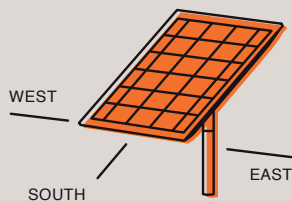
The distance between solar panel L and luminaire should not exceed 10 metres to avoid power losses.

# Tips for maximum solar harvest



## ideal placement

To ensure solar panel L can capture every ray of sunshine, it should be put in a place where it is not overshadowed by leaves, twigs or trees.



## perfect positioning

The sun provides the most energy at its highest point in the sky. That is why the solar panel should be aligned directly to the south, as far as possible.




## regular cleaning

Remove leaves, debris or dirt with a cloth and water.

## seasonal alignment

The panel collects the most energy when sun beams hit it at an angle of 90°. The place where the solar panel is put should therefore be adjusted to the level of the sun in the sky, which changes according to the season.



# Wissenswertes zu IP44.DE solar join

## Useful information about IP44.DE solar join



### Full power

Two sunny days with ten hours aligned in a southerly direction are sufficient to fully charge the solar panel L. A completely charged battery has enough power for 15 hours of light, in other words, approx. three evenings of atmospheric lighting.



### Luminaires and nature

The lower the level of the sun in the sky and the shorter the hours of sunshine, the smaller the amount of PV energy collected by the solar panel L. IP44.DE solar join therefore has a far greater output during the brighter months of the year than in the dark seasons.



### Connect four

The port can be used to connect up to four solar luminaires to one solar panel L. On the other hand, it is not possible to connect a second solar panel.



### Automatic mode

When the battery is fully charged, the IP44.DE solar join system goes on automatically when it starts to get dark – depending on the individual setting and goes off again automatically after five hours at the latest. The battery can also easily bridge three days without sunshine before being recharged again.



### Shared output

The output of the solar panel L is shared equally among the luminaires connected to the IP44.DE solar join network. And even when four luminaires are connected, the system is so strong that the output is still approx. the same as with one solitary luminaire in combination with the solar panel S.



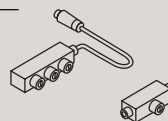
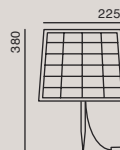
### Maximum distance

Both our solar luminaires and also the solar panel L are each equipped with a cable about 1 metre long. An 8 metres extension cable can be used to extend the distance between luminaire and solar panel to 10 metres. The distance should not be any larger than this.



## IP44.DE solar join accessory

article		item no.	details
solar panel L		53111-AN	solar panel lithium-ion battery . 4x 2600 mAh
		53111-CB	supply cable: 1m solar panel (05RN8-F 2x0,75 mm <sup>2</sup> ) incl. solar join socket
		53111-BL	material: head: aluminium die-casting powder-coated + clear glass; pole: aluminium powder-coated protection class: IP65
			switch-on function: time of automatic switch-on variably adjustable depending on the degree of twilight
			function operating time: manual setting operating time: 0 hrs. (off)/ automatic switch-on for: 1hr./ 2 hrs./3 hrs./4 hrs./ 5 hrs.
extension cable	2 m	53102	solar join plug on solar join socket cable: 05RN8-F 2x0,75 mm <sup>2</sup>
	4 m	53104	protection class: IP68
	8 m	53108	
junction	port 2	53122	1xsolar join plug; 2x/ 3x/4x solar join socket cable: 05RN8-F 2x0,75 mm <sup>2</sup>
	port 3	53123	protection class: IP68
	port 4	53124	
	T port	53125	
sealing cap socket port		53121	cover for open sockets of junction



size in mm

# Useful information

## application areas

It's fabulous to have a house on the coast. But the salty air in coastal areas is a real challenge for aluminium. Our luminaires are therefore always designed to withstand salty air even in the long term. Furthermore, we now also offer some IP44 DE models with a coastal grade finish, which makes them extraordinarily corrosion resistant (please consult us for all other models). How do we know that? Because all models with a coastal grade finish go through a real endurance test in a testing lab. In the salt spray test according to the standard DIN EN ISO 9227, they are sprayed with a saline solution at 35° Celsius in a test chamber for 1,000 hours. This proves that they really are ready for the coast.

## condensation

High humidity levels or great fluctuations in temperature, climatic conditions which normally occur in spring and autumn, can cause condensation in the glass housing. This does not indicate a flaw in the product but is a natural consequence of the physical properties of water. The best way to deal with condensation is simply to leave the luminaire switched on for a while so that the condensation can dry out.

## caring and surfaces

Our luminaires have been designed to do their job for many years. But we need a little help from you to make sure that they don't lose their look as the years go by and that they will continue to bring you pleasure for a long time. Please clean your IP44 luminaires regularly.

A gentle, solvent-free household cleaner is all that's needed to care for the luminaire. Abrasive cleaners, steel wool, acids or alkali cleaning agents should not be used as these would damage the surface.

Our aluminium die-casting luminaire has a powder-coated finish that offers high chemical and mechanical resistance. As with every surface, the colour shade of our powder-coated surface can also be changed when exposed to UV radiation (e.g. sunlight). Exposure to UV light can cause changes to the colour pigment embedded in the powder coating.

Stainless steel has a unique property: if the surface is damaged, the so-called passive coating heals itself automatically when exposed to oxygen. But this protection mechanism only works as long as no dirt has settled on the surface. Please therefore remove any soiling immediately, as otherwise it can penetrate the passive coating and cause rusty stains that can't be removed later on. For routine care, it is sufficient if you regularly clean the luminaire.

## legend

Lichtrichtung light direction



diffuse



up & down



up/down



down



up




side




variable





up asymmetric



























**SLIGHT®**

Chemin de la Veyre d'en haut D2

1806 St-Légier — Switzerland

+41 21 925 38 88

[www.slight.ch](http://www.slight.ch)

[info@slight.ch](mailto:info@slight.ch)